



**CLIAS**

CENTRO DE INTELIGENCIA  
ARTIFICIAL Y SALUD  
PARA AMÉRICA LATINA  
Y EL CARIBE

# Artificial Intelligence and Sexual, Reproductive and Maternal Health (SRMH): A Survey of Experiences in Latin America and the Caribbean

**TECHNICAL DOCUMENT 4**

**March 2024**



**Canada**



# Index

<b>Work team</b> .....	3
<b>Presentation</b> .....	4
<b>Key Messages of the Document</b> .....	5
<b>Glossary of AI Terms</b> .....	6
<b>Introduction</b> .....	8
<b>Methodology</b> .....	10
<b>Phase 1: Identification of the Research Question</b> .....	10
<b>Phase 2: Identification of Relevant Studies</b> .....	10
<b>Phase 3: Selection of Studies</b> .....	11
<b>Phase 4: Data Extraction</b> .....	11
<b>Phase 5: Summary and Reporting of Results</b> .....	13
<b>Results</b> .....	14
<b>Characteristics of the Articles</b> .....	15
<b>Research Question 1: Essential Sexual and Reproductive Health Services Addressed with Artificial Intelligence in the Region</b> .....	15
<b>Research Question 2: Artificial Intelligence Tools Used in Sexual and Reproductive</b> .....	17
<b>Research Question 3: Development Phases of AI Tools</b> .....	18
<b>Discussion</b> .....	20
<b>Conclusions</b> .....	23
<b>Bibliographic References</b> .....	24
<b>Annex</b> .....	41



## Work team

---

**Martin Saban:** Pediatrician (University of Buenos Aires). Member of the Information and Communication Technologies subcommittee of the Argentine Society of Pediatrics. Candidate for a Master's Degree in Clinical and Health Effectiveness. CIIPS-IECS Fellow.

**Denise Zavala:** Degree in Psychology (UBA). Diploma in Management of Health Policies in the Territory (UNGS). Candidate for a Master's Degree in Clinical Effectiveness (UBA). CIIPS-IECS Fellow.

**Analía López:** Family Physician (CEMIC University Institute). Master's Degree in Clinical and Health Effectiveness (UBA). Diploma in Gender, Society and Politics (FLACSO) and in Medical Education (Universidad Nacional de Tucumán (Instituto Universitario CEMIC)). Specialist in strategic business management and business innovation (George Washington University School of Business). Chief of Staff of the Ministry of Health of the Nation (2017-2019). Senior Consultant in Health Systems and Policies (CIIPS-IECS).

**Santiago Esteban:** Family Physician (Universidad Austral). Master in Public Health with a focus on data at the Harvard T.H. Chan School of Public Health. Manager of Health Information Management and Statistics in the Government of Buenos Aires City. Staff Researcher in AI at the intersection of epidemiology, public health, machine learning, causal inference, data science, and information systems at CIIPS-IECS.

**Adolfo Rubinstein:** Family Physician (UBA). Master's degree in Clinical Epidemiology from Harvard T.H. Chan School of Public Health, Diploma in Health Economics from the University of York. PhD in Public Health (UBA). Regular Professor of Public Health (UBA). Certificate in Public Policy Implementation from the Harvard Kennedy School. Minister of Health of the Nation of Argentina (2017-2019). Director of the Center for Implementation and Innovation in Health Policies (CIIPS-IECS).

**Cintia Cejas:** Bachelor's Degree in Political Science (UCA) and Master's Degree in Social and Health Sciences (FLACSO-CEDES). Specialist in health project management. Coordinator of the Center for Implementation and Innovation in Health Policies (CIIPS-IECS) and the Center for Artificial Intelligence in Health for Latin America and the Caribbean (CLIAS).



*This work was supported by a grant from the International Development Research Centre, Ottawa, Canada. The views expressed herein do not necessarily represent those of IDRC or the Board of Governors.*

## Presentation

This document, prepared by the Center for Implementation and Innovation in Health Policies (CIIPS) of the Institute for Clinical and Health Effectiveness (IECS), is part of a Series of Technical Documents on Artificial Intelligence and Health (<https://clias.iecs.org.ar/publicaciones/>).

These documents aim to contribute to the knowledge in the region by addressing different relevant axes and perspectives in the analysis of this topic.

Intended for healthcare teams, decision-makers at all levels, and the general population, with a special interest in the digital transformation of the healthcare sector, these documents complement the activities carried out by the Center for Artificial Intelligence in Health for Latin America and the Caribbean (CLIAS), which is developed at CIIPS with the support of the International Development Research Centre (IDRC). For more information about CLIAS, visit <http://clias.iecs.org.ar>

This document is a scoping review aimed at identifying the applications of artificial intelligence tools in sexual, reproductive, and maternal health in Latin America and the Caribbean. The drafting and reporting of the review follow the methodological framework proposed by Arksey and O'Malley for scoping studies.<sup>1</sup> This methodology is well-suited to the breadth of our research question, enabling us to identify and present the available evidence rigorously and reproducibly. The research questions guiding the review are as follows: **What are the specific areas of sexual and reproductive health that have been addressed with artificial intelligence in Latin America and the Caribbean? Are they intended for the general population or specific groups? What type of artificial intelligence do they utilize? At what stage of development are these tools currently?**



## Key Messages of the Document

- The development of artificial intelligence (AI) in sexual, reproductive, and maternal health (SRMH) is in an exploratory stage, which raises questions about the application of these tools in the region.
- As a result of the search, out of the 1,518 articles identified, 143 were included in this study. The distribution of articles by country is as follows: Mexico (29), Colombia (28), Peru (24), Brazil (14), Argentina (14), Chile (9), Ecuador (4), Guatemala (4), Cuba (3), Bolivia (2). From Nicaragua, Panama, Venezuela, and the Dominican Republic, one article per country was identified. Finally, three articles were found that applied artificial intelligence in two SRMH services simultaneously.
- The review shows a clear **orientation towards artificial intelligence projects in the areas of prenatal, childbirth and postnatal care and prevention, and detection and treatment of cancers of the reproductive organs.**
- In line with the predominance of AI tools in these areas of SRHR, the **target population of most studies comprises pregnant individuals and those with cancer.**
- The articles reviewed mainly employ **machine learning and deep learning techniques.**
- Regarding the developmental stages of AI tools in SRMH, **48% are exploratory projects representing the genesis of new ideas and concepts**, marking the beginning of innovative research aimed at addressing specific challenges in SRMH through the application of AI. **17% represent projects where it is described that AI tools are operational, although there is no report on results** regarding their performance or effectiveness. **The remaining 35% are implemented projects, which offer a more comprehensive evaluation** and provide evidence of the effectiveness of AI tools in the field of SRMH.
- The findings underscore the need to focus on developing and diversifying AI applications, as well as the inclusion of diverse populations, to ensure equitable and effective access to reproductive health and sexual health services.
- These results also raise **new questions about whether, despite their technical efficacy, these tools impact the decision-making and actions of health professionals in their daily practice, as well as how the technical performance of the tools can produce significant changes in health outcomes for users.**



# Glossary of AI Terms

**Machine Learning:** It is a branch of artificial intelligence that allows machines to learn from data and improve their performance in specific tasks without being explicitly programmed for them.

**SVM - Support Vector Machines:** These are supervised learning models used for classification and regression. They recognize boundaries that help categorize data into different groups.

**Random Forests:** This is a supervised learning model that creates multiple decision trees during training to classify and predict an individual decision tree. This contributes to higher accuracy and avoids overfitting of the models.

**XGBoost:** XGBoost is an optimized implementation of advanced decision trees used for supervised learning applications. It iteratively constructs multiple decision trees, where each subsequent tree corrects the errors of the previous one, thus improving the overall predictive performance. It is widely used in data science competitions, industrial applications, and research due to its efficiency, scalability, and effectiveness in handling structured data.

**Neural Networks:** Neural networks are computational models composed of interconnected nodes, or neurons, organized in layers. Each neuron receives input signals, processes them using activation functions, and produces an output signal. Neural networks are trained using supervised learning techniques, such as backpropagation, to adjust the connections between neurons and optimize the network's performance in specific tasks, such as classification, regression, or pattern recognition. Neural networks are fundamental components of many AI algorithms, including deep learning models.

**CNN - Convolutional Neural Networks:** Convolutional Neural Networks (CNNs) are a specialized type of neural network architecture designed to process and analyze structured data in the form of grids, such as images or time series data. CNNs employ a hierarchical structure of multiple layers, including convolutional layers, pooling layers, and fully connected layers. Convolutional layers extract features from input data by applying filters, or kernels, across the spatial dimensions of the input, allowing the network to learn hierarchical feature representations at different levels of abstraction. CNNs are widely used in image recognition, object detection, image segmentation, and other computer vision tasks due to their ability to automatically learn relevant features from pixel data.

**Multilayer Perceptron (MLP):** MLP is a type of feedforward artificial neural network consisting of multiple layers of interconnected neurons. In an MLP, each neuron in one layer is connected to all neurons in the next layer through graphical representations of the relationships between neurons and the propagation of information, forming a directed acyclic graph. MLPs consist of an input layer, one or more hidden layers, and an output layer. They use activation functions to introduce non-





linearity into the network, allowing it to learn complex patterns and relationships within the data. MLPs are commonly used for supervised learning tasks such as classification and regression, where they can approximate complex non-linear functions and make predictions based on input data.

**Deep Learning:** Deep learning is a subcategory of machine learning that focuses on building and training neural networks with multiple layers to learn intricate patterns and representations from vast amounts of data. These neural networks are composed of interconnected layers of computational units (neurons) that process and transform input data through successive layers to generate increasingly abstract and higher-level representations. Deep learning has achieved notable success in various applications, including image and speech recognition, natural language processing, medical diagnosis, and autonomous driving, among others.

**Computer Vision:** Computer vision is a field of artificial intelligence that teaches computers to interpret and understand the visual world. It is used for applications such as facial recognition, product inspection on assembly lines, and more.

**NLP - Natural Language Processing:** Natural Language Processing (NLP) is the application of AI focused on the interaction between computers and humans through natural language. Its goal is to read, decode, understand, and make sense of human language in a meaningful way. It's important to clarify that for natural language processing, one or multiple AI models can be applied for each specific task. Some conversational agents use NLP to understand the user's language and respond or perform specific and predefined actions. In the case of ChatGPT, in addition to interpreting, it will generate a response based on that interpretation.

**Transfer Learning:** It is a technique in deep learning where a model developed for one task is reused as a starting point for a different model in another task. In other words, it applies the knowledge gained in learning one skill.



## Introduction

Sexual, reproductive, and maternal health and rights (SRMH) are an essential component of universal health coverage (UHC). Countries moving towards UHC must implement policies that meet the SRMH needs of their population throughout the life course, from infancy and childhood through adolescence and into adulthood and old age. In this sense, SRMH goals have been included as part of the United Nations Sustainable Development Goals (SDGs) under Goal 3 (targets 3.1 and 3.7) and Goal 5 (target 5.6).<sup>2</sup> Despite the progress made on numerous Development Goals, significant challenges remain in terms of access to quality and affordable care for sexual, reproductive, and maternal health.

Latin America and the Caribbean (LAC) is a region with significant disparities and inequities. These disparities are not only present between countries but also within them. Women who are socially and economically disadvantaged, including those who are young, poor, uneducated, and/or living in rural areas, have the most difficulty obtaining the services they need to prevent unwanted pregnancies, to stay healthy during pregnancy, childbirth, and the postnatal period, and to ensure the health of their newborns. Additionally, highly vulnerable populations that comprise systematically marginalized groups such as: indigenous peoples; Afro-descendants; Lesbians, Gays, Bisexuals, Transgender, Queer, and Intersex individuals (LGBTQI+); people with disabilities; elderly; and migrants, among others, often suffer discrimination and stigmatization that deeply affects their health rights and access to healthcare services. All these conditions of marginality are intensified when they coexist and intersect with each other.

To guarantee universal access to quality SRMH services, it is necessary to consider the specific needs of all populations with an intersectional approach. This implies ensuring that they have accurate and complete information; access to safe, effective, affordable, and acceptable contraceptive methods; are empowered so that they can enjoy a satisfying and risk-free sexual life, protect themselves from sexually transmitted infections (STIs), and, when they decide to have children, can receive healthcare from professionals and access services that help them have safe pregnancies and healthy babies, taking into account the different social, cultural, and personal conditions that determine the diverse realities.

According to data from the United Nations Population Fund (UNFPA), the majority of interventions in sexual and reproductive health are cost-effective. Reducing unintended pregnancies and unsafe abortions, preventing HIV and STI infections, providing affordable contraceptive methods, and offering sexual health counselling are sustainable, low-cost interventions.<sup>3</sup> If investments in sexual and reproductive health services in developing countries are increased and sustained, huge benefits can be achieved. For instance, family planning enables women to reach higher levels of education





and a better balance between family and work. Prenatal care and obstetric services protect the health of the mother and child. Comprehensive Sexual Education is a fundamental resource for empowering young people to make informed and responsible decisions, avoiding unintended pregnancies and STIs. <sup>4</sup>

The convergence between the health sector and technology offers the possibility of leveraging innovative and cost-effective platforms to strengthen local and global capacities, maximizing many of the interventions mentioned above. In recent years, the exponential growth of digital data, the implementation of health information systems, the increase in computing capacity, and advances in programming and coding of artificial intelligence (AI) algorithms have driven digital transformation initiatives. AI offers a wide variety of applications, including machine learning, natural language processing, understanding and generation, speech analysis, conversational virtual agents (chatbots), robotics, and many other tools. These tools can overcome certain limitations by providing efficient and accessible healthcare and contributing to the achievement of Sustainable Development Goals (SDGs) in health. <sup>5</sup>

However, as mentioned in [CLIAS's Technical Document 1](#), in the region, the development of AI in the health sector is still at an exploratory stage, meaning that the criteria for a truly integrated ecosystem are not yet met. This creates challenges in terms of integration and implementation of strategies aimed at covering priority health needs and strengthening health access.

This document **aims to survey and analyse the applications of artificial intelligence tools in the field of sexual health, reproductive health, and maternal health in Latin America and the Caribbean through an exploratory literature review.**



# Methodology

The drafting and reporting of the exploratory review presented will use the methodological framework proposed by Arksey and O'Malley.<sup>1</sup> This framework consists of five consecutive stages: 1) Identification of the research question, 2) Identification of relevant studies, 3) Selection of studies, 4) Data extraction, 5) Compilation, summarization, and communication of results. Below, each stage is briefly analysed.

## Phase 1: Identification of the Research Question

Arksey and O'Malley suggest an iterative process for developing one or several research questions. After iterations, the researchers identified the following research questions:

- What are the specific themes and/or areas of sexual, reproductive, and maternal health that have been addressed with artificial intelligence in Latin America and the Caribbean? Are they directed at the general population or specific groups?
- What are the most common artificial intelligence tools used in projects related to SRMH in the region?
- What are the development phases of these AI tools?

## Phase 2: Identification of Relevant Studies

For the purposes of this exploratory review SRMH was defined broadly, using an adaptation of the WHO framework.<sup>6</sup> Several dimensions are necessary for individuals to achieve SRMH, including access to contraception; safe abortion; prevention, detection, diagnosis, and treatment of STIs, including HIV and AIDS; pregnancy-related care including prenatal care, safe childbirth, and postnatal care; menstrual hygiene; prevention, detection, and management of gynecological conditions and cancers, including cervical cancer; and other relevant dimensions including child or forced marriage, gender-based violence, and gender identity, among others. To identify relevant literature, an exhaustive search strategy was developed, supported by the following inclusion criteria.

<b>Geographical Scope</b>	Latin America and the Caribbean.
<b>AI Terms and Tools</b>	Neural network, machine learning, deep learning, ensemble algorithm, reinforcement learning, closed recurrent unit, autoencoder, multilayer perceptron, convolutional neural network, large linguistic models, transformers, transfer learning, boosted trees, random forests, XGBoost,



	support vector machines, bidirectional encoder representations from transformers (BERT), biomedical, natural language processing, computer vision, word embedding.
<b>Areas of Sexual and Reproductive Health</b>	Reproductive health, contraception, abortion, sexually transmitted infections, human immunodeficiency virus, maternal health, childbirth, postnatal care, reproductive organ cancer, prenatal care, infertility, family planning, comprehensive sexual education, gender-based violence, sexual health.

Artificial intelligence projects applied to health in general, as well as articles addressing the application of artificial intelligence tools in the field of SRMH outside the region of Latin America and the Caribbean, were excluded.

The search was conducted in Spanish and English in the following databases: PubMed, Scielo, Cochrane, and Lilacs with specific search terms (See Annex). Additionally, a targeted search was conducted on Google with each of the terms related to sexual health, reproductive health, and maternal health, and artificial intelligence mentioned above. From the identified articles, a "snowball" strategy was also used to identify other related studies.

**Phase 3: Selection of Studies**

For the selection of studies, the inclusion and exclusion criteria described above were applied. The selection process for the indexed studies was carried out in two stages. The first consisted of selecting each title and abstract in COVIDENCE by two independent reviewers to determine their eligibility for full-text selection. Each article was classified into one of the following 3 categories (Yes, Maybe, No) to assess relevance and the likelihood of full-text retrieval. In the second phase, all articles, except those categorized as "No" (excluded), were retrieved in full text for further analysis. Disagreements between reviewers were resolved by consensus.

**Phase 4: Data Extraction**

A data extraction sheet was created in Excel to collect relevant information from the selected articles, including details about the artificial intelligence tool, the sexual and reproductive health service, the country, and other pertinent aspects. The following table represents the suggested information for extraction:



Variable	Description
Search Strategy Used	
Type of Article	Scientific article, journalistic note, report, book, thesis
Authors	
Year of Publication	
Sector	Non-governmental organization (NGO), Private company, Governmental body, Academic institution, International organization, Health organization, Other
Country	
Brief Article Description	
Essential Sexual and Reproductive Health Services <sup>i</sup>	<ul style="list-style-type: none"> <li>• Accurate information and counseling on sexual and reproductive health including evidence-based,</li> <li>• comprehensive sexual education, counseling and care related to sexual function and satisfaction,</li> <li>• prevention, detection, and management of sexual and gender-based violence,</li> <li>• variety, availability, and access to safe and effective contraceptive method,</li> <li>• safe and effective prenatal, childbirth, and postnatal care,</li> <li>• safe and effective abortion care and services,</li> <li>• prevention, management, and treatment of infertility,</li> <li>• prevention, detection, and treatment of sexually transmitted infections including HIV and reproductive tract infections,</li> <li>• prevention, detection, and treatment of cancers of the reproductive organs</li> </ul>
AI Terms and Tools	Neural network, machine learning, deep learning, ensemble algorithm, reinforcement learning, closed recurrent unit, autoencoder, multilayer perceptron, convolutional neural network, large linguistic models, transformers, transfer learning, boosted trees, random forests, XGBoost, support vector machines, bidirectional encoder representations from transformers (BERT), biomedical, natural language processing, computer vision, word embedding
Target Population	
AI Cycle	Laboratory project, Implemented, Implemented with results
Link	

<sup>i</sup> The Gutmacher-Lancet Commission's classification of essential sexual and reproductive health services was used as a reference. <https://www.thelancet.com/action/showPdf?pii=S0140-6736%2818%2930293-9>



A project was classified as a **laboratory project** when it represents the genesis of new ideas and concepts, marking the start of innovative research that seeks to address specific challenges in SRMH through the application of AI. These projects are often exploratory and descriptive in nature and originate in the academic field.

A project was classified as **implemented** when the tools are operational, although there is no report of results on their performance or efficacy.

A project was classified as **implemented with results** when it offers a more comprehensive evaluation and provides evidence of the effectiveness of the AI tools in the field of SRMH. These tools have generated results that support their performance and contribute to validating their practical utility.

#### Phase 5: Summary and Reporting of Results

A synthesis of the collected data was performed, providing a numerical description of the included studies, such as the number of studies, type of study/article, years of publication, types of interventions, characteristics of the study populations, countries where the studies were conducted, among others. A thematic analysis of the data was conducted to identify patterns, trends, and emerging themes in the experiences of AI in sexual health, reproductive health, and maternal health in Latin America and the Caribbean. Additionally, the "snowball" strategy was employed to identify additional experiences.

# Results

1,518 articles were identified, of which 1,079 (71%) were identified in databases such as PubMed, Scielo, Cochrane, and Lilacs, and 439 (29%) through a search of grey literature and the "snowball" strategy in the references of the articles. After removing duplicates, 1,322 articles were included for screening of titles and abstracts. In this screening, 1,058 studies were excluded, and the eligibility of the remaining 460 was evaluated through full-text review. Of these 460 articles, 143 were included. 121 were excluded for not being AI studies (39), not having been conducted in LAC (49), not studying SRMH (22), or having an inappropriate design (12) (Figure 1).

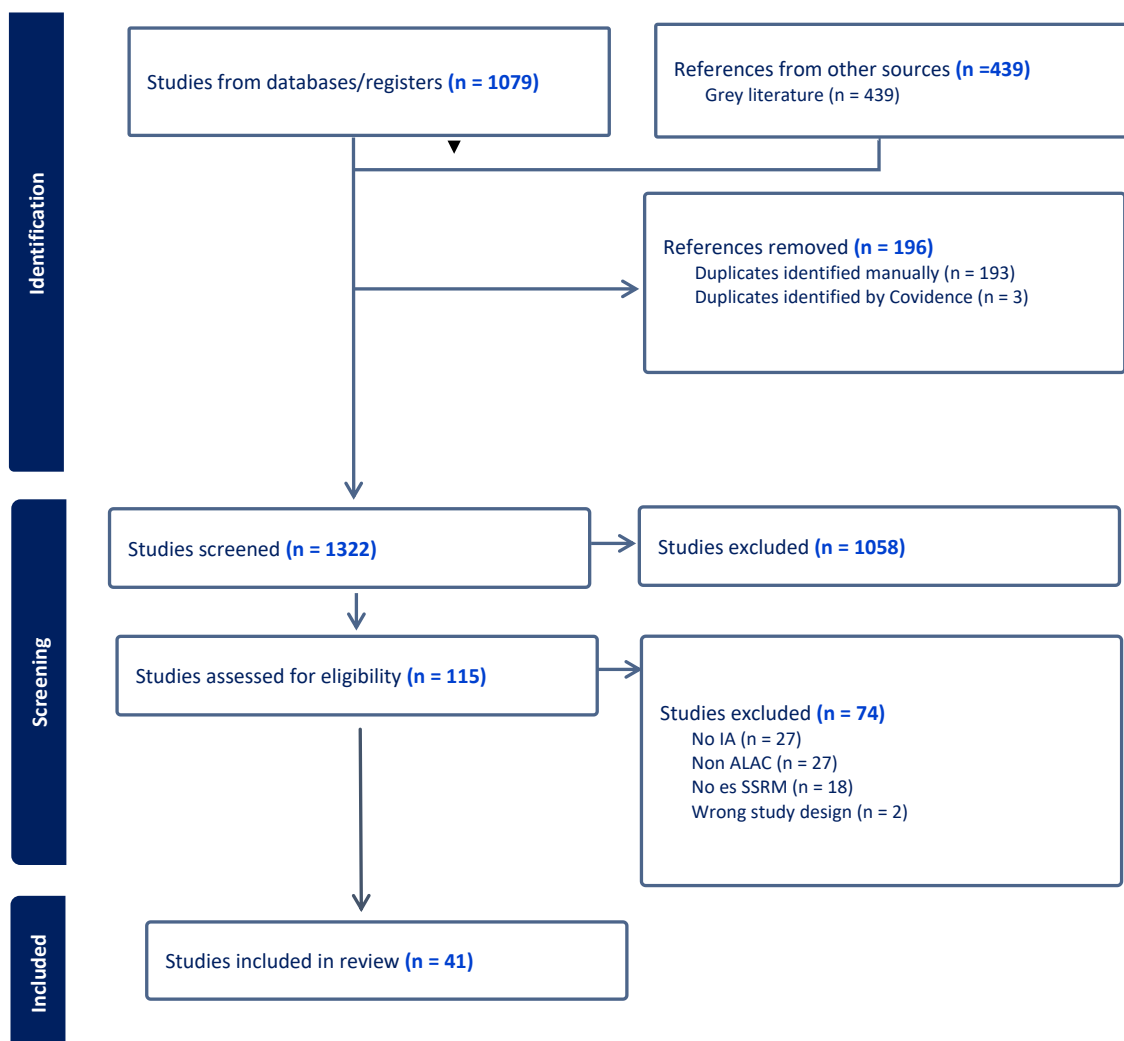


Figure 1. Literature review flowchart.





### Characteristics of the Articles

Articles from Mexico (20%, 29/143),<sup>7-35</sup> Colombia (20%, 28/143),<sup>36-62</sup> Perú (17%, 24/143),<sup>63-86</sup> Brazil (10%, 14/143),<sup>87-105</sup> Argentina (10%, 14/143),<sup>106-119</sup> Chile (6%, 9/143),<sup>120-128</sup> Ecuador (3%, 4/143),<sup>129-132</sup> Guatemala (3%, 4/143),<sup>133-136</sup> Cuba (2%, 3/143),<sup>137-139</sup> and Bolivia (1%, 2/143)<sup>140,141</sup> were reviewed. From Nicaragua,<sup>142</sup> Panama,<sup>143</sup> Venezuela,<sup>144</sup> and the Dominican Republic<sup>145</sup> one article per country was included. Finally, 3 articles that applied artificial intelligence in two simultaneous SRMH services were found.<sup>146-148</sup>

It is essential to mention that 78% (112/143) of the selected articles are national productions, while 22% (31/143) are of international origin analysing AI and SRMH experiences in one or more countries of LAC.

Regarding the temporal period of the selected articles, publications ranging from the year 2007 to 2023 were identified. The majority (76%, 109/143) are concentrated in the last four years, between 2020 and 2023.

54% (77/143)<sup>10,16,17,22-35,37,40,42,53,57,58,60,62,64,65,70-73,79,81,84-91,93-107,112,119,126-128,133-136,138-141,143,144,146-151</sup> of the selected articles are scientific articles published in academic-scientific journals and are indexed in virtual libraries.

Additionally, 43 university theses at the undergraduate and graduate levels were identified, representing 30% of the total.<sup>7-9,13,18-21,24,36,38,39,44-50,52,54-56,63,66-69,74-78,117,121,122,124,129-132,137</sup> Within the field of health sciences, 6 theses were found (14%), while the remaining 86% (37/43) belong to the engineering field -in systems, electronics, computational, software, etcetera-. Also, 21 (15%)<sup>11,12,15,41,43,59,80,83,108-111,113-116,118,120,123,125,145,152-156</sup> internet notes published on various journalistic portals of organizations or companies were found. Finally, a book and a report were reviewed.

Regarding gender representation in the authorship of the reviewed articles, it is highlighted that 61% (47/77)<sup>10,17,22,23,25-28,30-35,40,53,57,58,60,61,65,71-73,79,84,86,88,93,95-101,103,104,107,119,127,128,135,138,143,144,147</sup> of the research papers published in scientific journals have a man as the responsible or corresponding author, compared to 29% (22/77)<sup>16,29,62,70,81,82,87,89-92,94,102,105,106,133,134,136,140,141,146,148</sup> where a woman is listed as the corresponding author. To determine the distribution of roles by gender, the list of authors and the "Author Contributions" section in each article were reviewed.

### Research Question 1: Essential Sexual and Reproductive Health Services Addressed with Artificial Intelligence in the Region

The application of artificial intelligence is mainly highlighted in effective prenatal, childbirth, and postnatal care (36%, 52/143),<sup>12,21,22,27,29-33,38-42,56,62,65-68,79,85,86,88,90-93,95-98,100,104-107,110,112,121,124,126-</sup>



128,132-136,143,148-150,153,157 followed by the prevention, detection, and treatment of reproductive organ cancers (31%, 45/143).<sup>7,13-20,24,28,43-55,69-78,82,111,114,116,122,123,130,138,139,144,147,151,156,158</sup>

In terms of percentage, the rest of the articles are similarly distributed across various SRMH areas. These include the prevention, detection, and management of sexual and gender-based violence (8%, 12/143);<sup>23,57,63,64,80,87,113,115,117,131,145,146</sup> the prevention, management, and treatment of infertility (8%, 11/143);<sup>25,26,34,35,60,84,94,102,103,108,119</sup> as well as the prevention, detection, and treatment of sexually transmitted infections including HIV and reproductive tract infections (6%, 9/143).<sup>8-10,36,37,120,125,137,140,152</sup>

3% (4/143)<sup>58,59,81,114</sup> of the selected articles study the application of artificial intelligence to provide accurate and counselling on sexual and reproductive health, including evidence-based comprehensive sexual education. 2% (3/143)<sup>83,118,141</sup> are dedicated to implementing this technology to offer information, counselling, and care related to sexual function and satisfaction. Similarly, 2% (3/143)<sup>99,109,142</sup> of the studies focus on the application of AI to facilitate the choice of safe and effective contraceptive methods.

Finally, two articles focusing on the application of artificial intelligence to address congenital syphilis, covering two fundamental areas: safe and effective prenatal, childbirth, and postnatal care as well as the prevention, detection, and treatment of sexually transmitted infections were identified.<sup>89,101</sup>

Regarding the target population, a significant proportion of AI tools are directed at the care of pregnant individuals (36%, 51/143),<sup>12,21,22,27,29-32,38-42,56,62,65-68,79,85,86,88-93,95-98,100,101,104-107,110,112,121,124,126-128,132-134,136,143,148</sup> followed by individuals with cancer (31%, 45/143).<sup>7,13-20,24,28,43-55,69-78,82,111,116,122,123,130,138,139,144,147</sup> The third place is occupied by articles whose central population are women<sup>11,23,57,61,63,64,94,99,108,114,117,131,142,146</sup> and the general population<sup>25,33-35,83,84,87,102,103,113,115,118,129,141</sup> (11%, 16/143 y 8%, 12/143 respectively). The general population with HIV+ or other sexually transmitted infections is represented in 6% of the articles (9/143)<sup>8-10,36,37,120,125,137,140</sup> and the development of AI solutions for children and adolescents was identified in seven articles (5%).<sup>58,59,80,81,109,112,145</sup> Lastly, the application of AI in SRMH services specifically directed at men is limited, with three articles identified (2%).<sup>26,60,119</sup>

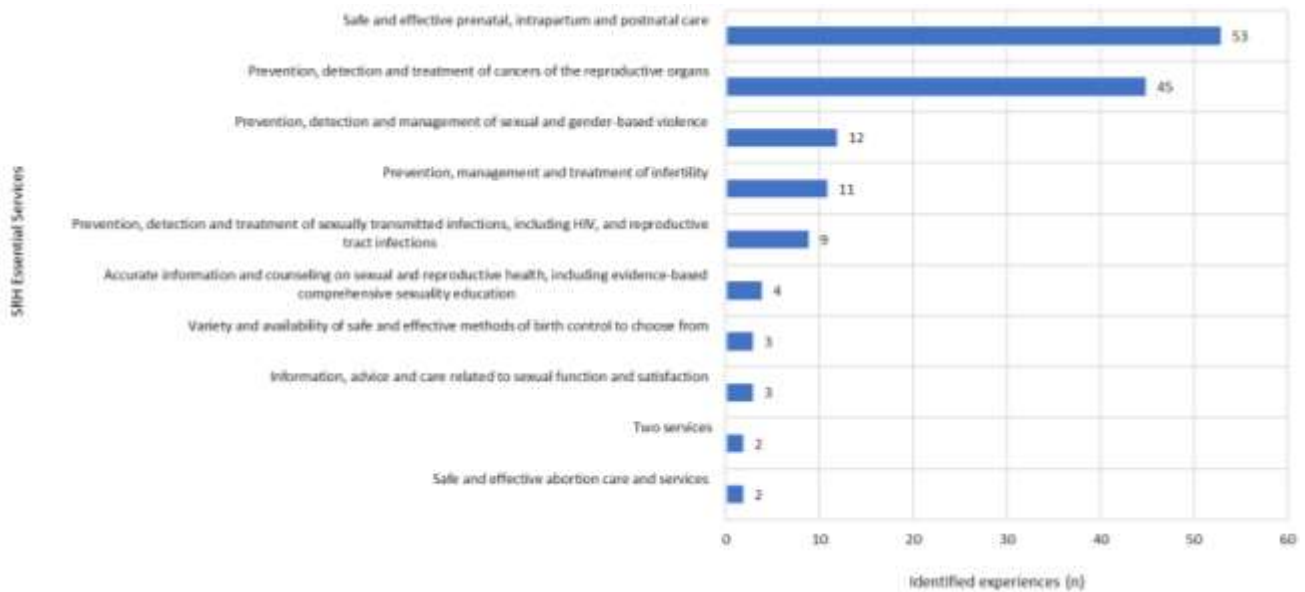


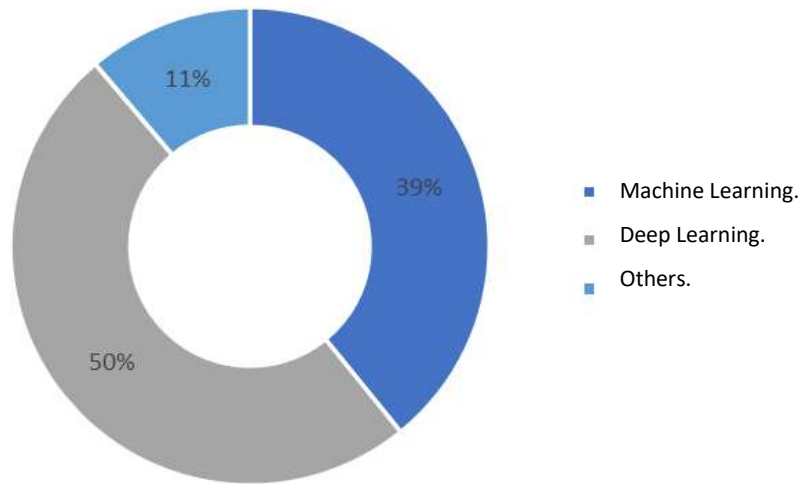
Figure 2 Number of AI experiences surveyed by essential SRH service

## Research Question 2: Artificial Intelligence Tools Used in Sexual and Reproductive

To effectively categorize artificial intelligence tools, it is important to consider multiple dimensions, such as the models used, training strategies, and application areas. In this context, those articles that use neural networks are distinguished from those that do not, allowing them to be grouped into experiences based on Deep Learning and Machine Learning techniques, respectively.

In the analysis, 73 articles that use Machine Learning techniques were identified, representing 51% of the total.<sup>10,13,24,27,30,32,34,35,37–39,42,45,48,49,51,54,57,59,61,65,66,68,70,71,74,84,87,89,92–94,98–100,102,104,108–110,112–115,117,119–121,126–130,137,138,140,142,143,146,148,159,160</sup> Within this category, Support Vector Machines, Random Forests, and those applying XGBoost stand out. On the other hand, 58 articles that employ Deep Learning techniques, constituting 39% of the total reviewed articles, were identified.<sup>7–9,16–19,21,23,24,26,28,29,31,32,36,41,43,44,46,47,53,55,56,58,60,62–64,67,69,72,73,75,76,78,79,85,86,88,95,103,105,106,111,116,122,131–136,139,144,147</sup> For example, through the use of Convolutional Neural Networks, Artificial Neural Networks, and Multilayer Perceptron to a lesser extent.

Furthermore, experiences not specifying the AI technique and described according to the task to be solved or application area were found. For instance, seven articles focused on Natural Language Processing<sup>81,83,90,96,97,118,141</sup> and three articles implementing Computer Vision were identified.<sup>11,15,25</sup> Two other articles address artificial intelligence in a more general sense without mentioning a specific technique or application area used.<sup>33,91</sup>

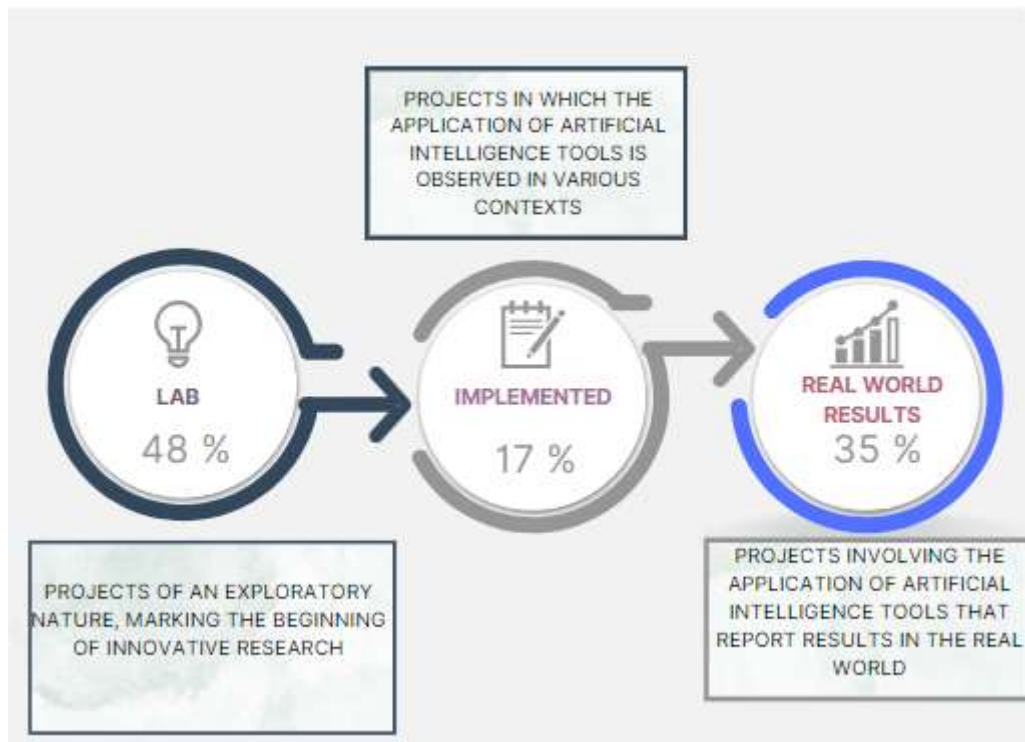


### Research Question 3: Development Phases of AI Tools

According to the predefined categories, a large number of "laboratory projects" (48%, 68/143) were found.<sup>7-10,13-21,24,26,33,36,38-41,43-47,49-52,54-57,60-63,66,68,69,72-78,84,87,103,104,117-119,121,122,124,129-132,137,143,144,146,148</sup> This category includes almost all the degree theses and some scientific articles.

In the "implemented projects" category, various artificial intelligence tools demonstrating their utility in real-life settings (17%, 25/143) were identified.<sup>11,12,25,48,58,59,67,79,80,83,99,102,108-111,113-116,120,123,125,138,145</sup> This group includes articles that still lack a formal report of results, though there is knowledge of their practical application in various contexts.

Lastly, 50 articles whose AI tools are implemented and report results on their performance were reviewed (35%, 50/143).<sup>22,23,27-32,34,35,37,42,53,64,65,70,71,81,82,85,86,88-98,100,101,105-107,112,126-128,133-136,139-142,147</sup>





## Discussion

**The majority of the studies reviewed were published recently, between 2020 and 2023.** This is not surprising considering the exponential growth of accessible data, the greater computational capacity available, and advancements in methodological aspects. However, as will be detailed later, it is highlighted that most of the artificial intelligence solutions applied to sexual, reproductive, and maternal health are of an exploratory nature and present significant methodological limitations.

In line with this observation, despite identifying scientific articles, **the review of the grey literature reveals a significant number of tools and projects that are not published in indexed databases.** This is especially evidenced through a high number of degree theses and internet notes reviewed.

On the other hand, when observing gender representation, a clear disparity in authorship roles within the scientific-academic production on the topic is evident. **Although women's representation in research teams is limited, an increase in recent years is observed, reflecting growth in their participation in generating knowledge in this specific field.** This phenomenon underscores the importance of promoting and supporting gender diversity in research on artificial intelligence applied to sexual, reproductive, and maternal health, as well as strengthening women's training in these knowledge fields.

The review shows a clear orientation towards artificial intelligence projects in specific areas of SRMH. **The application of AI in prenatal care and addressing diseases like reproductive organ cancers is highlighted.** However, abortion care services and counseling related to sexual satisfaction and function are underrepresented, **noting a predominance towards reproductive and maternal health over sexual health.**

The scarcity of AI projects and tools applied to sexual health could be attributed to various reasons. In many countries in the region, there are political, cultural, organizational, economic, and geographical barriers that hinder access to these services. For example, except in Argentina, Colombia, Cuba, Guyana, Uruguay, and Mexico, where abortion is decriminalized under certain conditions, such as risk to the life of the pregnant person, rape, or fetal inviability, in most Latin American and Caribbean countries, abortion is criminalized. In some countries, such as Nicaragua, Honduras, the Dominican Republic, and El Salvador, this practice is prohibited under any circumstances. Similarly, in some regions, gender diversity and comprehensive sexual education are also approached with reluctance, considering them taboo.

The application of artificial intelligence solutions in essential sexual and reproductive health services has a diverse distribution concerning the target population. Knowing the specific population these tools are applied to allows for a more complete understanding of the diversity of approaches and





populations involved in the projects. As mentioned earlier, **it is crucial to pay special attention to minority groups and people in more vulnerable conditions, considering their specific needs to promote appropriate access to health services.**

In line with the predominance of AI tools applied to prenatal care and the prevention and treatment of cervical cancer, **the target population of most studies are pregnant people and individuals with cancer.**

**In recognizing artificial intelligence tools in the area of SRMH, we observe a diverse and constantly evolving landscape.** It is noteworthy that from models based on knowledge representation through specific symbolic rules that facilitate interpretation and decision-making based on predefined criteria to sophisticated machine learning and deep neural networks approaches with generative capabilities. These latter stand out for their ability to analyze and synthesize large volumes of data, learning complex patterns and providing an understanding that goes beyond traditional methods, opening avenues for accurate diagnostics, personalized treatments, and proactive approaches in reproductive health. These tools have been developed with various objectives, reflecting the complexity and heterogeneity of needs in this field.

**Among the objectives in developing AI tools are diagnostic and prediction systems, where advanced algorithms are used to enhance diagnostic accuracy in conditions such as endometriosis or pregnancy complications.** These systems often use machine learning to analyze medical images or clinical data, improving early detection and treatment personalization.

Likewise, **educational and awareness platforms employ interactive AI, including chatbots and mobile applications,** to provide accessible and personalized information on sexual and reproductive health, aiming to understand language and provide comprehensible information to the target population. These tools play a crucial role in educating youths and vulnerable groups, offering a safe space for learning and asking questions.

Furthermore, **monitoring and follow-up through AI-driven devices and applications allow continuous tracking of reproductive health indicators,** such as menstrual cycles or fetal development, facilitating early anomaly detection and promoting proactive health management.

**Evaluating the development phases of artificial intelligence tools in the field of SRMH is essential for a comprehensive view of their maturity and effectiveness.** Understanding these stages not only facilitates the grasp of the current research landscape but also accounts for the opportunity areas and gaps that could be addressed in future projects and academic studies.

As previously mentioned, **a large number of articles represent new ideas (laboratory projects), marking the start of innovative research** that seeks to address specific challenges in SRMH through the application of AI. Given the exploratory nature of these projects, there is a need to develop more



robust methodologically sound studies and new research that not only consolidate preliminary findings but also employ more solid methodologies to determine the true utility of the designed technology.

Regarding projects that are implemented, the application of AI **tools is observed in various contexts, such as health centers, radiology or diagnostic imaging services, and educational settings like schools and universities.** Specifically, in the school environment, applications are focused on providing information to adolescents and youths about contraceptive methods and sexual health in general. Meanwhile, in diagnostic imaging services, AI solutions aim to improve early disease detection, contributing to a more accurate prognosis.

Concerning projects whose AI tools report results about their performance or efficacy, some reflections arise. **Despite the exponential growth of data and the development of tools to address sexual, reproductive, and maternal health challenges, it raises the question: for example, does an adequate performance of a statistical model necessarily improve access to and quality of medical care?** Specifically, how do these technical performances translate into significant changes in health outcomes for users? Do AI tools, despite their technical efficacy, impact health professionals' decision-making and actions in their daily practice? The answers to these questions open an unlimited field for research, outlining a knowledge space that requires more detailed exploration and exceeds this study.

Regarding the limitations of this study, it is crucial to highlight that the primary information source comes from data available on the internet, particularly information published in scientific journals or academic sites. This presents at least two significant limitations. On one hand, not all online information is up-to-date or complete, especially regarding developments and applications of artificial intelligence, as there may be projects or advances that are not published in scientific journals. Additionally, some areas of interest within the field of SRMH might be underrepresented due to lesser visibility.

Another limitation to consider is that the research team is mainly composed of members from Argentina. This bias could influence the identification of projects, research, and AI applications in SRMH in other Latin American and Caribbean countries, particularly in the search for grey literature, leading to a possible underrepresentation of these developments in the region.

Furthermore, it is crucial to note that the search was conducted in Spanish and English, excluding Portuguese. This might have left out relevant developments and projects in artificial intelligence and sexual health, reproductive health, and maternal health in Brazil, resulting in an underrepresentation of these initiatives.



## Conclusions

This study has deeply explored the application of artificial intelligence in sexual health, reproductive health, and maternal health in Latin America and the Caribbean. We have identified that although there is significant progress, especially in areas such as prenatal care and the prevention of cervical cancer, there are still considerable gaps and challenges. The findings underscore the need to focus on the diversification of AI applications and the inclusion of diverse populations to ensure equitable and effective access to reproductive and sexual health services.

Analysing the use of AI tools in SRMH highlights the gap between the sector's needs and the current AI solutions. This leads us to raise crucial questions for future research: Are advances in timely diagnoses through AI accompanied by access to timely treatments, such as in cases of gestational diabetes or preeclampsia? Do we have effective strategies to act upon an early diagnosis of breast cancer, for example? These questions underline the importance of, on one hand, generating regulations and normative frameworks that delineate the scenario and coordinate the development of AI solutions to health problems in a strategic manner, and on the other hand, aligning technological innovations with the real and emerging needs in sexual health, reproductive health, and maternal health, ensuring that AI not only identifies problems but also contributes to comprehensive and effective solutions.



## Bibliographic References

1. Levac D, Colquhoun H, O'Brien KK. Scoping studies: advancing the methodology. *Implement Sci.* 2010;5:69.
2. Sustainable Development Goals. United Nations Development Programme (UNDP). Accessed February 2, 2024. <https://www.undp.org/sustainable-development-goals>
3. United Nations Population Fund (UNFPA). Sexual and Reproductive Health and Rights: An essential part of Universal Health Coverage. Published online November 2019. [https://www.unfpa.org/sites/default/files/pub-pdf/SRHR\\_an\\_essential\\_element\\_of\\_UHC\\_2020\\_online.pdf](https://www.unfpa.org/sites/default/files/pub-pdf/SRHR_an_essential_element_of_UHC_2020_online.pdf)
4. {The Alan Guttmacher Institute, UNFA}. Salud Sexual y Reproductiva: Una inversión que vale la pena. Published online 2004. [https://www.guttmacher.org/sites/default/files/report\\_pdf/addingitup2003spanish.pdf](https://www.guttmacher.org/sites/default/files/report_pdf/addingitup2003spanish.pdf)
5. Asi YM, Williams C. The role of digital health in making progress toward Sustainable Development Goal (SDG) 3 in conflict-affected populations. *Int J Med Inform.* 2018;114:114-120.
6. Sexual and Reproductive Health and Research (SRH). World Health Organization. Accessed March 25, 2024. [https://www.who.int/teams/sexual-and-reproductive-health-and-research-\(srh\)/overview](https://www.who.int/teams/sexual-and-reproductive-health-and-research-(srh)/overview)
7. Calvillo LEC. *Clasificación de tipos de cérvix utilizando redes neuronales convolucionadas*. Master. Instituto Politécnico Nacional; 2018. <https://tesis.ipn.mx/jspui/bitstream/123456789/26723/1/T1979.pdf>
8. Salgado Ramos I de J. *Redes Neuronales Recurrentes Discretas Aplicadas a La Identificación de Sistemas Biológicos Con Información Incompleta*. Ingeniero Biomédico. Instituto Politécnico Nacional; 2009. <https://tesis.ipn.mx/bitstream/handle/123456789/23576/Salgado%20Ramos%20Ivan%20De%20Jes%C3%BAAs.pdf?sequence=1&isAllowed=y>
9. Ruiz ELM. *Desarrollo de Una Herramienta Computacional Para La Identificación de Nuevos Genomas Virales En Estudios Metagenómicos*. Maestra en Optimización y Cómputo Aplicado. Universidad Autónoma del Estado de Morelos; 2020. <http://riaa.uaem.mx/xmlui/bitstream/handle/20.500.12055/1663/MOREZR07T.pdf?sequence=1&isAllowed=y>



10. Jesús Francisco Pérez-Gómez, Juana Canul-Reich, Erick De-La-Cruz-Hernandez. Combinación de rankings como método para la identificación de biomarcadores de vaginosis bacteriana. *Research in Computing Science*. 2020;149(8):915-927.
11. ContraReplica. México contra la mortalidad materna. *ContraRéplica*. Published September 27, 2021. Accessed December 28, 2023. <https://www.contrareplica.mx/nota-Mexico-contra-la-mortalidad-materna-202127941>
12. CASALUD / MIDO. Fundación Carlos Slim. Published October 5, 2017. Accessed December 28, 2023. <https://fundacioncarlosslim.org/investigacion-e-innovacion/modelo-casalud-mido/>
13. Jaramillo PH. *Estudio comparativo de técnicas de inteligencia artificial para evaluar viabilidad en células de cáncer de mama cultivadas in vitro*. Maestro en Ciencias e Ingeniería. Universidad Autónoma de Baja California; 2022.
14. Roque JLL, Martínez REB, González TR, Mesa HGA. Usos de la Inteligencia Artificial para el diagnóstico temprano del cáncer de la mama. *Komputer Sapiens*. 2023;15(1):50-65.
15. Valis D. Diseñan método para detección temprana de cáncer de mama. *Cienciamx*. Published April 12, 2017. Accessed December 28, 2023. <https://www.cienciamx.com/index.php/ciencia/salud/14276-disenan-metodo-deteccion-temprana-cancer-mama>
16. Ruiz E, Domínguez JE. Deep Learning aplicado en Imágenes Fotoacústicas para la Identificación del Cáncer de Seno. *Revista Cubana de Informática Médica*. 2022;14(1):506.
17. Avila Hernandez R, Rossell Mendoza KR, Soto Mora JA. Choosing a machine learning model for breast cancer detection in images. *Perf Latinoam*. 2020;3(3). Accessed December 28, 2023. <https://repositorio.lasalle.mx/bitstream/handle/lasalle/2065/Choosing%20a%20machine%20learning%20model%20for%20breast%20cancer%20detection%20in%20images.pdf?sequence=1&isAllowed=y>
18. Quintero JRS. *Sistema Inteligente Para El Reconocimiento de Patrones de Carcinoma Ductal y Lobular Utilizando Redes Neuronales Convolucionales*. Maestría En Ciencias De La Computación . Tecnológico Nacional de México; 2020. [https://rinacional.tecnm.mx/bitstream/TecNM/1537/1/2020-170\\_Jos%C3%A9Reynaldo\\_S%C3%A1nchez\\_Quintero.pdf](https://rinacional.tecnm.mx/bitstream/TecNM/1537/1/2020-170_Jos%C3%A9Reynaldo_S%C3%A1nchez_Quintero.pdf)
19. Pirouzbakht Lara N. Algoritmo para la detección de cáncer de mama en mastografías digitales utilizando aprendizaje de máquina. Recursos Electrónicos UACJ. Published 2017. Accessed December 28, 2023. <http://erecursos.uacj.mx/handle/20.500.11961/5049>
20. Torres Galván JC. *Clasificación de Termogramas de Cáncer de Mama Utilizando Aprendizaje Por Transferencia*. Doctor en Ciencias Aplicadas. Universidad Autónoma de San Luis Potosí; 2021.





<http://www.fc.uaslp.mx/pca/tesis/2021Doctorado/TorresGalvanJuanCarlos-Doctorado2021.pdf>

21. Ramos Diaz R. *Detección, Localización y Segmentación de Cerebelo En Imágenes de Ultrasonido Fetal*. Maestro en Ingeniería. Universidad Nacional Autónoma de México; 2021. <https://ru.dgb.unam.mx/bitstream/20.500.14330/TES01000805283/3/0805283.pdf>
22. Quintanar-Gómez J, Robles-Camarillo D, Trejo-Macotela RF, Quintanar-Gómez S. Clasificación de trastornos hipertensivos durante el embarazo mediante Factor Analysis of Mixed Data y perceptrones multicapa. *Rev Radiol Fisioter*. 2020;4(11):1-8.
23. Castorena CM, Abundez IM, Alejo R, Granda-Gutiérrez EE, Eréndira R, Villegas O. Deep Neural Network for Gender-Based Violence Detection on Twitter Messages. *Mathematics*. 2021;9(8):807.
24. Llaguno Roque JL. *Análisis Del Comportamiento Espectral Del Epitelio Escamoso Normal Del Cérvix y El Epitelio Acetoblancos Por Infección de Virus Del Papiloma, Mediante El Procesamiento Digital de Imágenes Colposcópicas Usando Un Modelo Dinámico Lineal*. Maestro en Inteligencia Artificial . Universidad Veracruzana; 2007. Accessed December 28, 2023. <https://cdigital.uv.mx/bitstream/handle/123456789/32356/llagunoroquejoseluis.pdf?sequence=1&isAllowed=y>
25. Aguilar Figueroa IR, Martínez Nuño JV, Chávez Badiola A, Mendizábal Ruíz EG. Sistema Basado en Visión Computacional para Asistir en Selección de Espermatozoides en Protocolos de Fertilización in-vitro. *Memorias Del Congreso Nacional De Ingeniería Biomédica*. 2020;7(1):69-76.
26. Basilio López MA, Reyes Rodríguez GE, Salvador Nolasco JR, Vázquez SJ. Diagnóstico de infertilidad utilizando técnicas de aprendizaje profundo: un enfoque prometedor en medicina reproductiva. *Revista de Investigación en Tecnologías de la Información*. 2023;11(23). doi:10.36825/RITI.11.23.006
27. Tarca AL, Romero R, Bhatti G, et al. Human Plasma Proteome During Normal Pregnancy. *J Proteome Res*. 2022;21(11):2687-2702.
28. Tanos V, Neofytou M, Tanos P, Pattichis CS, Pattichis MS. Computer-Aided Diagnosis by Tissue Image Analysis as an Optical Biopsy in Hysteroscopy. *Int J Mol Sci*. 2022;23(21). doi:10.3390/ijms232112782
29. Perichart-Perera O, Avila-Sosa V, Solis-Paredes JM, et al. Vitamin D Deficiency, Excessive Gestational Weight Gain, and Oxidative Stress Predict Small for Gestational Age Newborns Using an Artificial Neural Network Model. *Antioxidants (Basel)*. 2022;11(3). doi:10.3390/antiox11030574





30. Perez-Gonzalez J, Arámbula Cosío F, Huegel JC, Medina-Bañuelos V. Probabilistic Learning Coherent Point Drift for 3D Ultrasound Fetal Head Registration. *Comput Math Methods Med.* 2020;2020:4271519.
31. Lerma Sánchez ÁM, Mexicano Santoyo A, Villalobos Castaldi FM, Damián Reyes P. Clasificación automática de anastomosis mediante redes neuronales convolucionales en video fetoscópico. *RIDE Revista Iberoamericana para la Investigación y el Desarrollo Educativo.* 2021;11(22). doi:10.23913/ride.v11i22.856
32. Gallardo-Rincón H, Ríos-Blancas MJ, Ortega-Montiel J, et al. MIDO GDM: an innovative artificial intelligence-based prediction model for the development of gestational diabetes in Mexican women. *Sci Rep.* 2023;13(1):6992.
33. Dimitriadis I, Zaninovic N, Badiola AC, Bormann CL. Artificial intelligence in the embryology laboratory: a review. *Reprod Biomed Online.* 2022;44(3):435-448.
34. Chavez-Badiola A, Flores-Saiffe-Farías A, Mendizabal-Ruiz G, Drakeley AJ, Cohen J. Embryo Ranking Intelligent Classification Algorithm (ERICA): artificial intelligence clinical assistant predicting embryo ploidy and implantation. *Reprod Biomed Online.* 2020;41(4):585-593.
35. Chavez-Badiola A, Flores-Saiffe Farias A, Mendizabal-Ruiz G, Garcia-Sanchez R, Drakeley AJ, Garcia-Sandoval JP. Predicting pregnancy test results after embryo transfer by image feature extraction and analysis using machine learning. *Sci Rep.* 2020;10(1):4394.
36. Celis CC. *Modelo Basado En Técnicas de Machine Learning Para La Clasificación de Virus de ARN.* Trabajo Final de Maestría. Universidad Nacional de Colombia; 2023. Accessed December 28, 2023. <https://repositorio.unal.edu.co/bitstream/handle/unal/84608/1020808077.2023.pdf?sequence=4&isAllowed=y>
37. Chávez M del C, Casas G, Moreira J, et al. Predicción de mutaciones en secuencias de la proteína transcriptasa inversa del VIH usando nuevos métodos para aprendizaje estructural de Redes Bayesianas. *Avances en Sistemas e Informática.* 2008;5(2):77-85.
38. Rodriguez ELA. *Predicción Temprana de Morbilidad Materna Extrema Usando Aprendizaje Automático.* Magister en Ingeniería. Universidad Tecnológica de Bolívar; 2017. <https://biblioteca.utb.edu.co/notas/tesis/0070602.pdf>
39. Caibe Gordillo ÁS, Muñoz Rosero JA. *Estudio Comparativo de Técnicas de Machine Learning Para La Determinación de Embarazos Pre-Término a Partir Del Electrohisterograma.* Ingeniero Electrónico. Universidad de Nariño; 2017. <https://sired.udenar.edu.co/9347/1/92378.pdf>
40. Lucero MAC, Romo MFA. Señales Electrohisterográficas en Predicción de Parto Pretérmino: Una revisión narrativa. *Ciencia e Innovación en Salud.* 2020;98:398-409.



41. Imágenes termográficas permiten verificar efectividad de la anestesia en trabajo de parto. SaberSinFin. Published February 16, 2023. Accessed December 28, 2023. <https://www.sabersinfin.com/articulos/salud/31987-imagenes-termograficas-permiten-verificar-efectividad-de-la-anestesia-en-trabajo-de-parto>
42. Rodríguez WFA, Prieto INJ, Veloza JJF. Modelos de machine learning para la predicción del estado de salud prenatal y la prevención mediante cardiotocogramas. Published online March 2023. [https://repository.libertadores.edu.co/bitstream/handle/11371/5750/Arevalo\\_Jimenez\\_2023.pdf?sequence=1&isAllowed=y](https://repository.libertadores.edu.co/bitstream/handle/11371/5750/Arevalo_Jimenez_2023.pdf?sequence=1&isAllowed=y)
43. Villanueva LMP. Inteligencia artificial reduce tiempo para diagnosticar cáncer de seno. Periodico Universidad Nacional de Colombia. Published July 17, 2018. Accessed December 28, 2023. <https://periodico.unal.edu.co/articulos/inteligencia-artificial-reduce-tiempo-para-diagnosticar-cancer-de-seno/>
44. Pedraza Amaya CM. *Implementación de Técnicas de Machine Learning Para La Identificación Asistida de Lesiones TumORAles En Imágenes Médicas*. Universidad de Los Andes; 2015. <https://repositorio.uniandes.edu.co/server/api/core/bitstreams/7fe8b85c-6f69-42ff-8a6e-bd9bcbcd6e3/content>
45. Jimmy M. Freire Hidalgo. Machine Learning y clustering para detección de cáncer de mama a través de imágenes de mamografía. Repositorio Institucional UTPL. Published 2021. Accessed December 28, 2023. <http://dspace.utpl.edu.ec/jspui/handle/20.500.11962/29121>
46. Sánchez SP, Orozco SLV. *Análisis Crítico de Las Técnicas de Inteligencia Artificial Más Utilizadas En La Predicción Del Cáncer de Mama a Partir de Mamografías*. Ingeniería en Software. Tecnológico de Antioquia; 2020. <https://dspace.tdea.edu.co/bitstream/handle/tdea/1459/Analisis%20critico.pdf?sequence=1&isAllowed=y>
47. Mera Giraldo AV. *Segmentación y Visualización de BordEs En Cáncer de Mama Utilizando Herramientas de Inteligencia Artificial*. Ingeniero Biomédico. Universidad Autónoma de Occidente; 2023. Accessed December 28, 2023. [https://red.uao.edu.co/bitstream/handle/10614/14542/T10516\\_Segmentaci%C3%B3n%20y%20visualizaci%C3%B3n%20de%20tumores%20de%20c%C3%A1ncer%20de%20mama%20utilizando%20herramientas%20de%20inteligencia%20artificial.pdf?sequence=1&isAllowed=y](https://red.uao.edu.co/bitstream/handle/10614/14542/T10516_Segmentaci%C3%B3n%20y%20visualizaci%C3%B3n%20de%20tumores%20de%20c%C3%A1ncer%20de%20mama%20utilizando%20herramientas%20de%20inteligencia%20artificial.pdf?sequence=1&isAllowed=y)
48. Areiza Laverde HJ. *Selección Objetiva de Secuencias de Resonancia Magnética Relevantes Para El Diagnóstico de Cáncer de Mama Utilizando MKL y SVM*. Maestría en Automatización y Control Industrial. Instituto Tecnológico Metropolitano; 2019. Accessed December 28, 2023. [https://repositorio.itm.edu.co/bitstream/handle/20.500.12622/4007/Rep\\_ltm\\_mae\\_Areiza.pdf?sequence=1&isAllowed=y](https://repositorio.itm.edu.co/bitstream/handle/20.500.12622/4007/Rep_ltm_mae_Areiza.pdf?sequence=1&isAllowed=y)



49. Restrepo Gutiérrez K. *Predicción de Supervivencia En Pacientes Con Cáncer de Mama Utilizando Modelos de Clasificación*. Especialista en Analítica y Ciencia de Datos. Universidad de Antioquia; 2022.  
[https://bibliotecadigital.udea.edu.co/bitstream/10495/29418/1/RestrepoKatherine\\_2022\\_Predicci%C3%B3nSupervivenciaC%C3%A1ncer.pdf](https://bibliotecadigital.udea.edu.co/bitstream/10495/29418/1/RestrepoKatherine_2022_Predicci%C3%B3nSupervivenciaC%C3%A1ncer.pdf)
50. Brandon Robles JM. *Modelo En Machine Learning Para El Diagnóstico Del Cáncer de Mama*. Especialista en Ingeniería de Software. Universidad Distrital Francisco José de Caldas; 2020. Accessed December 28, 2023.  
<https://repository.udistrital.edu.co/bitstream/handle/11349/25070/RoblesFajardoJaimeBrandon2020.pdf?sequence=1&isAllowed=y>
51. Timarán Pereira R, Yépez MC. *La Minería de Datos Aplicada*. Universidad de Nariño; Marzo de 2021. Accessed December 28, 2023.  
<https://sired.udenar.edu.co/7049/1/cancer%20invasivo%20cuello%20uterino%20digital.pdf>
52. López Forero RA. *Sistema Para Descubrir El Comportamiento de Los Factores de Riesgo de Cancer de Cuello Uterino Utilizando Minería de Datos*. Ingeniería de Sistemas y Computación. Universidad Nacional de Colombia; 2011.  
<https://repositorio.unal.edu.co/bitstream/handle/unal/7510/299511.2011.pdf?sequence=1&isAllowed=y>
53. Bravo Ortíz MA, Arteaga Arteaga HB, Tabares Soto R, Padilla Buriticá JI, Orozco-Arias S. Clasificación de cáncer cervical usando redes neuronales convolucionales, transferencia de aprendizaje y aumento de datos. *Revista EIA*. 2021;18(35):1-12.
54. López Sánchez DA, Muñoz Lopera JA. *Modelo de Detección de Cáncer Cervical En Muestras de Tejido Celular Utilizando Máquinas de Soporte Vectorial*. Especialización en Analítica y Ciencia de Datos. Universidad de Antioquia; 2023.  
[https://bibliotecadigital.udea.edu.co/bitstream/10495/35510/1/LopezDaniel\\_2023\\_%20AnalisisCancerCervical.pdf](https://bibliotecadigital.udea.edu.co/bitstream/10495/35510/1/LopezDaniel_2023_%20AnalisisCancerCervical.pdf)
55. Castano CAT. *Identificación de Neoplasia Cervical Intraepitelial Para La Predicción de Cáncer Cervical Mediante El Uso de Aprendizaje Profundo*. Ingeniero Biomédico. Universidad del Rosario; 2021. Accessed December 28, 2023.  
<https://repositorio.escuelaing.edu.co/bitstream/handle/001/1933/Tenjo%20Casta%C3%B1o%20Camilo%20Antonio%20-%202021.pdf?sequence=1&isAllowed=y>
56. Monsalve Espinosa DE, Rodríguez Otero KA. *Algoritmo de Una Red Neuronal Profunda Para La Predicción de Riesgos de Morbilidad Materna Extrema (MME) En La E.S.E Clínica de Maternidad Rafael Calvo*. Ingeniero de Sistemas. Universidad del Sinú; 2019.



<http://repositorio.unisinucartagena.edu.co:8080/jspui/bitstream/123456789/89/1/Document%20Proyecto%20de%20Grado%20II%20%28Entregable%20Final%29.pdf>

57. Pinto-Muñoz CC, Zuñiga-Samboni JA, Ordoñez-Erazo HA. Machine Learning Applied to Gender Violence: A Systematic Mapping Study. *Revista Facultad de Ingeniería*. 2023;32(64):15944.
58. López Julio SA, Romero De La Cruz RR, Ruiz Guerra CA. Diseño e implementación de una aplicación web para el acompañamiento preventivo de la educación de salud sexual utilizando técnicas de Deep Learning. *Universidad del Norte*. Published online 2022. Accessed December 28, 2023. <https://manglar.uninorte.edu.co/handle/10584/11209>
59. “Tirando x Colombia” lanza campaña de salud sexual en adolescentes mediante inteligencia artificial. TxC. Published March 5, 2023. Accessed December 28, 2023. <https://www.tirandoxcolombia.com/noticias/tirando-x-colombia-lanza-campana-de-salud-sexual-en-adolescentes-mediante-inteligencia-artificial>
60. Velilla-Hernández E, Velilla-Hernández PA, Cardona-Maya W. Aproximación al desempeño operativo de un modelo de redes neuronales en el diagnóstico de la infertilidad masculina. *Rev Colomb Obstet Ginecol*. 2013;64(3):222-228.
61. Torres-Silva EA, Rúa S, Giraldo-Forero AF, Durango MC, Flórez-Arango JF, Orozco-Duque A. Classification of Severe Maternal Morbidity from Electronic Health Records Written in Spanish Using Natural Language Processing. *NATO Adv Sci Inst Ser E Appl Sci*. 2023;13(19):10725.
62. Durango Barrera MC, Torres Silva EA, Florez-Arango JF, Orozgo-Duque A. Caracterización de un corpus extraído de historias clínicas electrónicas de maternas a través de técnicas de procesamiento de lenguaje natural. *Revista Cubana de Información en Ciencias de la Salud*. 2021;32(4). [http://scielo.sld.cu/scielo.php?script=sci\\_arttext&pid=S2307-21132021000400015&lang=pt](http://scielo.sld.cu/scielo.php?script=sci_arttext&pid=S2307-21132021000400015&lang=pt)
63. Feller Macedo Quiñones L, Chávez Tarazona GT. *Aplicación de Redes Neuronales Artificiales Sobre La Violencia de La Mujer Por Su Pareja Según La Encuesta Demográfica y de Salud Familiar, Endes*. Licenciado en Estadística e Informática. Universidad Nacional de Ancash; 2018. [http://repositorio.unasam.edu.pe/bitstream/handle/UNASAM/2885/T033\\_42005042\\_T.pdf?sequence=1&isAllowed=y](http://repositorio.unasam.edu.pe/bitstream/handle/UNASAM/2885/T033_42005042_T.pdf?sequence=1&isAllowed=y)
64. María Estela PA, Erwin KE. Perceptrón memoria de correlación multicapa para predecir la violencia sistemática contra la mujer por su pareja en la Sierra del Perú. *ECIPerú*. 2013;10(1):59-65.
65. Victor Hugo Moquillaza Alcántara & Angélica María Guerrero Rosa. Modelo predictivo de preeclampsia según el consumo de macronutrientes mediante aprendizaje automático en un Hospital de Lima. *Revista Peruana de Investigación Materno Perinatal*. 2019;8(4):14-18.



66. Berrocal LD, Ocaña JAR, del Milagro Suybate Valdivieso L. *Hierry Contral La Anemia En El Perú*. Maestro en Customer Intelligence. Universidad Tecnológica del Perú; 2020. [https://repositorio.utp.edu.pe/bitstream/handle/20.500.12867/5206/L.Durand\\_J.Retuerto\\_L.Suybate\\_Trabajo\\_de\\_Investigacion\\_Maestria\\_2020.pdf?sequence=1&isAllowed=y](https://repositorio.utp.edu.pe/bitstream/handle/20.500.12867/5206/L.Durand_J.Retuerto_L.Suybate_Trabajo_de_Investigacion_Maestria_2020.pdf?sequence=1&isAllowed=y)
67. Pérez JLC. *Modelo Prospectivo de Aprendizaje Automático Para La Detección de Factores Obstétricos Orientados al Pronóstico de Riesgo de Muerte Perinatal En El HRDMI El Carmen – Huancayo*. Doctor en Ingeniería de Sistemas. Universidad Nacional del Centro del Perú; 2021. Accessed December 28, 2023. [https://repositorio.uncp.edu.pe/bitstream/handle/20.500.12894/8276/T010\\_20054016\\_D.pdf?sequence=1&isAllowed=y](https://repositorio.uncp.edu.pe/bitstream/handle/20.500.12894/8276/T010_20054016_D.pdf?sequence=1&isAllowed=y)
68. Sánchez MAE. *Desarrollo y Validación de Modelos de Aprendizaje Automático Para Predicción de Muerte Neonatal En Gestantes de Unidad de Cuidados Intensivos*. Doctor en Investigación Clínica y Traslacional. Universidad Privada Antenor Orrego; diciembre 2022. [https://repositorio.upao.edu.pe/bitstream/handle/20.500.12759/9947/REP\\_MARCOS.ESPINOLA\\_DESARROLLO.Y%20VALIDACION.DE.MODELOS\\_removed%20%281%29.pdf?sequence=1&isAllowed=y](https://repositorio.upao.edu.pe/bitstream/handle/20.500.12759/9947/REP_MARCOS.ESPINOLA_DESARROLLO.Y%20VALIDACION.DE.MODELOS_removed%20%281%29.pdf?sequence=1&isAllowed=y)
69. Cueva JCR. *Sistema Inteligente Para Apoyar al Análisis Mamográfico En La Detección de Tumores de Mama Femenino Entre Las Edades de 40 a 60 Años En El Hospital “Las Mercedes” de Chiclayo*. Ingeniero de Sistemas y Computación. Universidad Católica Santo Toribio de Mogrovejo; 2021. [https://tesis.usat.edu.pe/bitstream/20.500.12423/4067/1/TL\\_RamonCuevaJose.pdf](https://tesis.usat.edu.pe/bitstream/20.500.12423/4067/1/TL_RamonCuevaJose.pdf)
70. Pérez Núñez JR. Investigación sobre el método de predicción del cáncer de mama basado en aprendizaje automático. *Revista de investigación de Sistemas e Informática*. 2022;15(2):5-12.
71. Lévano-Rodríguez D, Cerdán-León FE. Discriminación de masas mamográficas mediante K-Nearest Neighbor y atributos BIRADS. *Revista Científica de Sistemas e Informática*. 2022;2(1):e225-e225.
72. Riera Iziga M, Sotelo Hernández W, Campos Vasquez N. Clasificación de Imágenes Médicas para la Detección del Cáncer de mama mediante Redes Neuronales. In: *The 1st LACCEI International Multi-Conference on Entrepreneurship, Innovation, and Regional Development: “Ideas to Overcome and Emerge from the Pandemic Crisis.”* Latin American and Caribbean Consortium of Engineering Institutions; 2021. doi:10.18687/leird2021.1.1.33
73. Guerrero JSD, Meléndez JRM, Huallparimachi RH. Sistemas cognitivos para la predicción de cáncer de mama. *Mikarimin Revista Científica Multidisciplinaria*. 2023;9(2):69-82.
74. Díaz Bernilla NM. *FACULTAD DE INGENIERÍA, ARQUITECTURA Y URBANISMO*. Ingeniero de Sistemas. Universidad Señor de Sipán; 2021. Accessed December 28, 2023.





<https://repositorio.uss.edu.pe/bitstream/handle/20.500.12802/8386/D%c3%adaz%20Bernilla%20Nataly%20Marlene.pdf?sequence=1&isAllowed=y>

75. Yacolca Huaman KL. *Estudio de Atipia Celular Utilizando Redes Neuronales Convolucionales: Aplicación En Tejidos de Cáncer de Mama*. Ingeniería Electrónica. Pontificia Universidad Católica del Perú ; 2020. [https://tesis.pucp.edu.pe/repositorio/bitstream/handle/20.500.12404/18219/YACOLCA\\_HUAMAN\\_KARLA\\_LUCIA\\_ESTUDIO\\_ATIPIA\\_CELULAR.pdf?sequence=1&isAllowed=y](https://tesis.pucp.edu.pe/repositorio/bitstream/handle/20.500.12404/18219/YACOLCA_HUAMAN_KARLA_LUCIA_ESTUDIO_ATIPIA_CELULAR.pdf?sequence=1&isAllowed=y)
76. Ccopa Mamani AJ, Diaz Quiroz EY. *Sistema Para El Diagnóstico de Cáncer de Cuello Uterino Utilizando Redes Neuronales Convolucionales Con Imágenes de Citología En Base Líquida de Papanicolaou*. Ingeniero de Software. Universidad Nacional Mayor de San Marcos ; 2022. [https://cybertesis.unmsm.edu.pe/bitstream/handle/20.500.12672/18775/Ccopa\\_ma.pdf?sequence=1](https://cybertesis.unmsm.edu.pe/bitstream/handle/20.500.12672/18775/Ccopa_ma.pdf?sequence=1)
77. Flores LAP. *Sistema Experto Probabilístico Basado En Redes Bayesianas Para La Predicción de Riesgo de Cáncer Cervical*. Ingeniero de Sistemas . Universidad Nacional Mayor de San Marcos; 2019. [https://cybertesis.unmsm.edu.pe/bitstream/handle/20.500.12672/16246/Paulino\\_fl.pdf?sequence=1&isAllowed=y](https://cybertesis.unmsm.edu.pe/bitstream/handle/20.500.12672/16246/Paulino_fl.pdf?sequence=1&isAllowed=y)
78. Romero Lázaro YK. *Análisis integrativo computacional de genomas de cáncer ginecológico y elucidación de alteraciones en los mecanismos epigenéticos*. Maestro en Informática Biomédica en Salud Global con Mención en Bioinformática. Universidad Peruana Cayetano Heredia; 2020. Accessed December 28, 2023. <https://repositorio.upch.edu.pe/handle/20.500.12866/8438>
79. Rojas-Azabache C, Romero-Olortiga T. Neurosono-net: deep learning para la detección de anomalías del cerebro fetal mediante ultrasonografía. *Revista de investigación de sistemas e informática*. 2022;15(2):123-128.
80. Discursos de odio: nueva herramienta de inteligencia artificial permitirá identificar y enfrentar violencia en la conversación política. UNDP. Published December 1, 2022. Accessed December 28, 2023. <https://www.undp.org/es/peru/noticias/discursos-de-odio-nueva-herramienta-de-inteligencia-artificial-permitira-identificar-y-enfrentar-violencia-en-la-conversacion-politica>
81. León Lescano N, Valladares Sánchez E, Estrella Santillán M. Interacción natural a través un chatbot de consejería de salud sexual y reproductiva dirigida a jóvenes universitarios. *Revista Campus*. 2021;26(32):181-190.
82. Gutiérrez Quintanilla A, Mancilla Medina N, Sulla-Torres J. Prediction of breast cancer through biomarkers using machine learning. In ; :1-9.
83. La República. Conoce la app de bienestar sexual creada por peruana que ganó premio internacional en tecnología. La República. Published September 16, 2022. Accessed December





- 28, 2023. <https://larepublica.pe/sexualidad/2022/09/16/miah-app-de-bienestar-sexual-creada-por-peruana-que-gano-premio-internacional-en-tecnologia-atmp>
84. Mendoza Canales AE. Investigación sobre método de predicción de fertilidad basado en aprendizaje automático. *Revista de investigación de sistemas e informática*. 2023;16(1):35-39.
  85. Toscano M, Arroyo J, Saavedra AC, et al. Testing a deep learning algorithm for automatic detection of prenatal ultrasound for under-resourced communities. *Am J Obstet Gynecol*. 2022;226(1 Supplement):S353-S354.
  86. Arroyo J, Marini TJ, Saavedra AC, et al. No sonographer, no radiologist: New system for automatic prenatal detection of fetal biometry, fetal presentation, and placental location. *PLoS One*. 2022;17(2):e0262107.
  87. Grassi Bonamigo V, Ribeiro Carvalho D, Cubas MR. Método cualitativo potenciado por la inteligencia artificial: informe de una experiencia. *New Trends in Qualitative Research*. 2020;3:105-115.
  88. Tissot HC, Pedebos LA. Improving Risk Assessment of Miscarriage During Pregnancy with Knowledge Graph Embeddings. *Int J Healthc Inf Syst Inform*. 2021;5(4):359-381.
  89. Teixeira IV, da Silva Leite MT, de Morais Melo FL, et al. Predicting congenital syphilis cases: A performance evaluation of different machine learning models. *PLoS One*. 2023;18(6):e0276150.
  90. Silveira R, Pernencar C, de Sousa F, et al. GISSA intelligent chatbot experience - How effective was the interaction between pregnant women and a chatbot during the COVID-19 pandemic? *Procedia Comput Sci*. 2023;219:1271-1278.
  91. Silva Rocha, E.d., de Morais Melo, F.L., de Mello, M.E.F. et al. On usage of artificial intelligence for predicting mortality during and post-pregnancy: a systematic review of literature. *BMC Med Inform Decis Mak*. 2022;22(1):334.
  92. Silva MDB, de Oliveira RVC, da Silveira Barroso Alves D, Melo ECP. Predicting risk of early discontinuation of exclusive breastfeeding at a Brazilian referral hospital for high-risk neonates and infants: a decision-tree analysis. *Int Breastfeed J*. 2021;16(1):2.
  93. Rocha TAH, de Thomaz E, de Almeida DG, et al. Data-driven risk stratification for preterm birth in Brazil: a population-based study to develop of a machine learning risk assessment approach. *Lancet Reg Health Am*. 2021;3:100053.
  94. Barreto NCN, Castro GZ, Pereira RG, et al. Predicting in vitro fertilization success in the Brazilian public health system: a machine learning approach. *Med Biol Eng Comput*. 2022;60(7):1851-1861.



95. Moreira MWL, Rodrigues J, Kumar N, Al-Muhtadi J, Korotaev V. Nature-Inspired Algorithm for Training Multilayer Perceptron Networks in e-health Environments for High-Risk Pregnancy Care. *J Med Syst.* 2018;42(3):51.
96. Montenegro JLZ, da Costa CA, Janssen LP. Evaluating the use of chatbot during pregnancy: A usability study. *Healthcare Analytics.* 2022;2:100072.
97. Montenegro JLZ, da Costa CA, da Rosa Righi R, Farias ER, Matté LB. Development and Validation of Conversational Agent to Pregnancy Safe-education. *J Med Syst.* 2023;47(1):7.
98. Lee LH, Bradburn E, Craik R, et al. Machine learning for accurate estimation of fetal gestational age based on ultrasound images. *NPJ Digit Med.* 2023;6(1):36.
99. Karakoyun T, Podhaisky HP, Frenz AK, et al. Digital Medical Device Companion (MyIUS) for New Users of Intrauterine Systems: App Development Study. *JMIR Med Inform.* 2021;9(7):e24633.
100. Fung R, Villar J, Dashti A, et al. Achieving accurate estimates of fetal gestational age and personalised predictions of fetal growth based on data from an international prospective cohort study: a population-based machine learning study. *Lancet Digit Health.* 2020;2(7):e368-e375.
101. da Rocha MA, Dos Santos MM, Fontes RS, et al. The Text Mining Technique Applied to the Analysis of Health Interventions to Combat Congenital Syphilis in Brazil: The Case of the “Syphilis No!” Project. *Frontiers in public health.* 2022;10:855680.
102. Cunegatto B, Azambuja R, Hentschke MR, et al. EUPLOIDY RATE ACCORDING TO KIDSCORE SOFTWARE (EMBRYOSCOPE PLUS) EVALUATION TOOL. *Fertil Steril.* 2021;116(3 SUPPL):e159.
103. Bori L, Dominguez F, Fernandez EI, et al. An artificial intelligence model based on the proteomic profile of euploid embryos and blastocyst morphology: a preliminary study. *Reprod Biomed Online.* 2021;42(2):340-350.
104. Batista AFM, Diniz CSG, Bonilha EA, Kawachi I, Chiavegatto Filho ADP. Neonatal mortality prediction with routinely collected data: a machine learning approach. *BMC Pediatr.* 2021;21(1):322.
105. Araujo CM, de Sousa Dantas D, Sales de Santana DR, Brioschi ML, Souto Ferreira CW, Maia JN. Thermography evaluation of low back pain in pregnant women: Cross-sectional study. *J Bodyw Mov Ther.* 2021;28:478-482.
106. Sarkar P, Lobmaier S, Fabre B, et al. Detection of maternal and fetal stress from the electrocardiogram with self-supervised representation learning. *Sci Rep.* 2021;11(1):24146.
107. Di Filippo JI, Bollini M, Cvasotto CN. A Machine Learning Model to Predict Drug Transfer Across the Human Placenta Barrier. *Front Chem.* 2021;9:714678.



108. Giordana S. Nuevo Embryoscope con inteligencia artificial para el análisis de embriones. WeFIV. Published May 26, 2022. Accessed December 28, 2023. <https://wefiv.com/blog/nuevo-embryoscope-inteligencia-artificial-analisis-embriones/>
109. ICC-Instituto de Ciencias de la Computación. Investigadores encuentran graves errores en el sistema de predicción de embarazos adolescentes. ICC - Instituto de Ciencias de la Computación. Published July 23, 2018. Accessed December 28, 2023. <https://icc.fcen.uba.ar/investigadores-encuentran-graves-errores-en-el-sistema-de-prediccion-de-embarazos-adolescentes/>
110. INFOBAE. Cómo funciona el Chat Crecer que asesora durante el embarazo y en el primer año del bebé. Infobae. Published May 24, 2019. Accessed December 28, 2023. <https://www.infobae.com/salud/2019/05/24/como-funciona-el-chat-crecer-que-asesora-durante-el-embarazo-y-en-el-primer-ano-del-bebe/>
111. Rojas RM. Diagnóstico Rojas incorpora el uso de Inteligencia Artificial para mejorar los resultados de los estudios de Mamografía. Diagnóstico Rojas. Published July 28, 2022. Accessed December 28, 2023. <https://www.diagnosticorojas.com.ar/blog/prensa/diagnostico-rojas-incorpora-el-uso-de-inteligencia-artificial-para-mejorar-los-resultados-de-los-estudios-de-mamografia/>
112. Predicción de Embarazo Adolescente con Machine Learning. Published online April 16, 2018. Accessed December 28, 2023. [https://www.academia.edu/36420625/Predicci%C3%B3n\\_de\\_Embarazo\\_Adolescente\\_con\\_Machine\\_Learning](https://www.academia.edu/36420625/Predicci%C3%B3n_de_Embarazo_Adolescente_con_Machine_Learning)
113. OPSI. Integrated System for Attention of Gender-violence Victims (using Artificial Intelligence). Observatory of Public Sector Innovation. Published November 16, 2022. Accessed December 28, 2023. <https://oecd-opsi.org/innovations/gender-care-ai/>
114. Riat C. Webinar: Artificial Intelligence. ACHA - Americas Continental Health Alliance. Published December 28, 2021. Accessed December 28, 2023. <https://acha.ecosistemas.health/en/academy/>
115. Aymur AI: measuring gender based violence in Latin America – A+ Alliance. A+ Alliance. Published July 19, 2023. Accessed December 28, 2023. <https://aplusalliance.org/aymur-ai-measuring-gender-based-violence-in-latin-america/>
116. Transformando la medicina con el poder de la Inteligencia Artificial. Entelai. Published September 30, 2021. Accessed December 28, 2023. <https://entelai.com/>
117. Clur M. *Violencia Doméstica En Argentina: Un Modelo de Evaluación de Riesgos Aplicando Técnicas de Machine Learning*. Especialización en Ciencia de Datos. Instituto Tecnológico de Buenos Aires; 2022. <https://ri.itba.edu.ar/server/api/core/bitstreams/2e67a609-bddf-49a2-9a85-a305e52a5cda/content>



118. Ayzaguer M. Alumnos de un secundario porteño diseñaron un chatbot para responder preguntas sobre sexualidad. *La Nación*. Published July 9, 2018. Accessed December 28, 2023. <https://www.lanacion.com.ar/sociedad/alumnos-de-un-secundario-porteno-disenaron-un-chatbot-para-responder-preguntas-sobre-sexualidad-nid2150976/>
119. De Blas GA, Mata Martínez E, Arias RJ, Yunes RMF, Poblete LS. Desarrollo de nuevas herramientas computacionales que permitan evaluar la funcionalidad espermática mediante el análisis de imágenes digitales utilizando técnicas de aprendizaje automático o inteligencia artificial. Published online 2019-2021. Accessed December 28, 2023. <https://bdigital.uncu.edu.ar/14548>
120. UChile BC+. Inteligencia Artificial desarrollada en Chile permite predecir adherencia a tratamientos contra el VIH. Universidad de Chile. Facultad de Ciencias Físicas y Matemáticas. Published June 17, 2022. Accessed December 28, 2023. <https://ingenieria.uchile.cl/noticias/187445/tecnologia-ia-permite-predecir-adherencia-a-tratamientos-contra-el-vih>
121. Riotti MAG. *Modelos Explicables de Aprendizaje Automático Para La Predicción de Complicaciones Perinatales En Mujeres Embarazadas Con Diabetes*. Ingeniero Estadístico. Universidad de Valparaíso; ciembre 2021. Accessed December 28, 2023. <https://repositoriobibliotecas.uv.cl/bitstream/handle/uvsc/3955/Modelos%20explicables%20de%20aprendizaje%20autom%C3%A1tico%20para%20la%20predicci%C3%B3n%20de%20complicaciones%20perinatales%20en%20mujeres%20embarazadas%20con%20diabetes.pdf?sequence=1&isAllowed=y>
122. Mendoza VPM. *Identificación Automática de Tejido Metastásico En Imágenes de Nódulos Linfáticos Usando Machine Learning*. Ingeniero Electrónico. Universidad de Los Andes; 2019. Accessed December 28, 2023. <https://repositorio.uniandes.edu.co/server/api/core/bitstreams/f05295d4-0fbd-4590-9cb0-7c5f90743a52/content>
123. Gómez N. Tuskas. El blog de Nesy. Published February 18, 2021. Accessed December 28, 2023. <https://blog.codeness.io/tuskas/>
124. Mennickent Barros DF. *Desarrollo y Evaluación de Métodos Multivariados Basados En Datos Gineco-Obstétricos y Espectrales de Suero Para La Predicción de Diabetes Gestacional En El Primer Trimestre Del Embarazo*. Doctora en Ciencias y Tecnología Analítica. Universidad de Concepción; 2023. <http://repositorio.udec.cl/jspui/bitstream/11594/10965/1/Mennickent%20Barros%2C%20Daniela%20%20Tesis.pdf>



125. Claudia C. Plataforma informática basada en inteligencia artificial para la caracterización e identificación del grado de adherencia al tratamiento para la población con VIH+. Published May 17, 2023. Accessed December 28, 2023. <https://www.dii.uchile.cl/eventos/cierre-proyecto-fondef-plataforma-informatica-basada-en-inteligencia-artificial-para-la-caracterizacion-e-identificacion-del-grado-de-adherencia-al-tratamiento-para-la-poblacion-con-vih/>
126. Mennickent D, Rodriguez A, Araya J, Guzman-Gutierrez E. Prediction of gestational diabetes mellitus with machine learning techniques: A comparison between near-infrared spectra and maternal data based-models. *Placenta*. 2022;122:12.
127. Cubillos G, Monckeberg M, Plaza A, et al. Development of machine learning models to predict gestational diabetes risk in the first half of pregnancy. *BMC Pregnancy Childbirth*. 2023;23(1):469.
128. Araya J, Rodriguez A, Lagos-SanMartin K, et al. Maternal thyroid profile in first and second trimester of pregnancy is correlated with gestational diabetes mellitus through machine learning. *Placenta*. 2021;103:82-85.
129. Robles PRR. *Desarrollo de Una Arquitectura Conceptual Para El Análisis de Contenidos En Redes Sociales Sobre El Tema Del Aborto Usando Python*. Ingeniero en Sistemas Computacionales . Universidad Técnica del Norte; 2019. <http://repositorio.utn.edu.ec/bitstream/123456789/9026/5/04%20ISC%20510%20TRABAJO%20DE%20GRADO.pdf>
130. Sarmiento WCM, Rodríguez DAB. *Inteligencia Artificial y Aprendizaje de Máquina En Diagnóstico y Tratamiento Del Cáncer*. Ingeniero en Ciencias de la Computación. Universidad Politécnica Salesiana; 2022. Accessed December 28, 2023. <https://dspace.ups.edu.ec/bitstream/123456789/22862/1/UPS-GT003874.pdf>
131. Abad Eras TE. *Aplicación de Minería de Datos Para Determinar Las Causas de La Violencia de Género Contra Las Mujeres En Ecuador*. Ingeniero en Sistemas. Universidad Nacional de Loja; 2019. <https://dspace.unl.edu.ec/jspui/bitstream/123456789/22773/1/Abad%20Eras%2c%20Tania%20Elizabeth.pdf>
132. Rivas Hidalgo IS. *Evaluación y Aplicación de Algoritmos de Inteligencia Artificial Explicada Para Apoyar La Toma de Decisiones Médicas En La Salud Fetal*. Ingeniero de Software. Escuela Politécnica Nacional; 2022. Accessed December 28, 2023. <https://bibdigital.epn.edu.ec/bitstream/15000/22551/1/CD%2012028.pdf>
133. Shukla VV, Eggleston B, Ambalavanan N, et al. Predictive Modeling for Perinatal Mortality in Resource-Limited Settings. *JAMA Netw Open*. 2020;3(11):e2026750.





134. Kulkarni SS, Katebi N, Valderrama CE, Rohloff P, Clifford GD. CNN-Based LCD Transcription of Blood Pressure From a Mobile Phone Camera. *Front Artif Intell.* 2021;4:543176.
135. Katebi N, Sameni R, Rohloff P, Clifford GD. Hierarchical Attentive Network for Gestational Age Estimation in Low-Resource Settings. *IEEE Journal of Biomedical and Health Informatics.* 2023;27(5):2501-2511.
136. Katebi N, Bremer W, Nguyen T, et al. Automated Image Transcription for Perinatal Blood Pressure Monitoring Using Mobile Health Technology. *medRxiv.* Published online 2023. doi:10.1101/2023.06.16.23291435
137. Brossard González Y, Bañobre Corpas Y. *Diagnóstico de Enfermedades de Transmisión Sexual Mediante Técnicas de Inteligencia Artificial.* Ingeniero en Ciencias Informáticas. Universidad de las Ciencias Informáticas; 2009. Accessed December 28, 2023. [https://repositorio.uci.cu/jspui/bitstream/ident/TD\\_2587\\_09/1/TD\\_2587\\_09.pdf](https://repositorio.uci.cu/jspui/bitstream/ident/TD_2587_09/1/TD_2587_09.pdf)
138. Pérez Marrero CA, Vázquez Romaguera T, Mulet De Los Reyes A, Vázquez Seisdedos CR, Perdigón Romero F. HistoBCAD: Open-source tool for breast cancer detection in histopathological images. *MediSur.* 2022;20(2):210-221.
139. Rodríguez Vázquez S, Martínez Borges AV. Herramienta alternativa para la clasificación de células cervicales utilizando solo rasgos del núcleo. *Revista Cubana de Informática Médica.* 2016;8(2). Accessed December 28, 2023. [https://revinformatica.sld.cu/index.php/rcim/rt/printerFriendly/152/html\\_20](https://revinformatica.sld.cu/index.php/rcim/rt/printerFriendly/152/html_20)
140. Medina-Veloz G, Luna-Rosas FJ, Martínez-Valadez KC, Tavarez-Avenidaño JF. SVM en paralelo para optimizar el tiempo de respuesta en la predicción de co-receptores de los virus R5, X4 Y R5X4 (mutado) que causan el Sida (VIH-1) en células CD4. *Revista de Ciencias de la Salud.* 2020;7(23):18-28.
141. Baca-Gamarra AM, León Lescano N, Yamao E, et al. TeleNanu, un chatbot para la teleorientación a los adolescentes y jóvenes en salud sexual y reproductiva. *Revista Cubana de Información en Ciencias de la Salud.* 2022;33(0). Accessed December 28, 2023. <https://acimed.sld.cu/index.php/acimed/article/view/2040/pdf>
142. Fondo de Población de la Naciones Unidas (UNFPA). El impacto de COVID-19 en el acceso a anticonceptivos modernos en Nicaragua. Published online 2021. [https://nicaragua.unfpa.org/sites/default/files/pub-pdf/informe\\_impacto\\_del\\_covid\\_portada2\\_0.pdf](https://nicaragua.unfpa.org/sites/default/files/pub-pdf/informe_impacto_del_covid_portada2_0.pdf)
143. Saldana-Barrios JJ, Concepción T, Vargas-Lombardo M. Mejorando la predicción del síndrome de Down mediante un modelo de clasificación de datos médicos inteligente- Caso de Estudio. *I+D Tecnológico.* 2016;12(2):36-45.





144. De Freitas MAF, Capecchi A. Inteligencia artificial en la detección del cáncer de mama por tomosíntesis, ¿hacia dónde vamos? Revisión Narrativa. *Revista Científica CMDLT*. 2021;15(2). doi:[htdoi.org/10.55361/cmdlt.v15i2.66](https://doi.org/10.55361/cmdlt.v15i2.66)
145. Artificial intelligence, toward new horizons in the fight against gender-based violence. INFOSEGURA. Accessed December 28, 2023. <https://infosegura.org/en/blogs/artificial-intelligence-toward-new-horizons-fight-against-gender-based-violence>
146. D'Ignazio C, Val HS, Fumega S, et al. Feminicide & Machine Learning: Detecting Gender-based Violence to Strengthen Civil Sector Activism. In: ; 2020. doi:10.1016/j.patter.2022.100530
147. Brenes D, Barberan CJ, Hunt B, et al. Multi-task network for automated analysis of high-resolution endomicroscopy images to detect cervical precancer and cancer. *Comput Med Imaging Graph*. 2022;97:102052.
148. Bertini A, Salas R, Chabert S, Sobrevia L, Pardo F. Using Machine Learning to Predict Complications in Pregnancy: A Systematic Review. *Front Bioeng Biotechnol*. 2021;9:780389.
149. Salcedo CPG. Hada: a digital ecosystem that cares for Antioquian mothers. Published online c 2022. <https://revistas.upb.edu.co/index.php/universitas/article/view/8205/7090>
150. Ledesma DVB, Miranda JDO, Del Campo Zapata ME. Análisis estadístico neutrosófico sobre la psicoprofilaxis obstétrica en la efectividad del parto de la gestante. *Neutrosophic Computing & Machine Learning*. 2023;26:31-39.
151. Actis AM. Consideraciones bioéticas en relación con el uso de la inteligencia artificial en mastología. *Revista Médica del Uruguay*. 2021;37(4). doi:10.29193/rmu.37.4.12
152. Agencia Nacional de Promoción de la Investigación, el Desarrollo Tecnológico y la Innovación. Directorio: \$4355 millones de pesos en financiamientos, nuevas convocatorias para Inteligencia Artificial y Ciencia de datos y adjudicaciones de equipamientos científicos en todo el país. Argentina.gov.ar. Published September 8, 2023. Accessed December 28, 2023. <https://www.argentina.gov.ar/noticias/directorio-4355-millones-de-pesos-en-financiamientos-nuevas-convocatorias-para-inteligencia>
153. Sánchez EC, Alva CP. La Inteligencia Artificial como desafío en la salud materna perinatal. Universidad Católica Santo Toribio de Mogrovejo. Published August 22, 2023. Accessed December 28, 2023. <http://www.usat.edu.pe/articulos/la-inteligencia-artificial-como-desafio-en-la-salud-materna-perinatal/>
154. Plenna - Salud integral para la mujer. Plenna. Accessed December 28, 2023. <https://www.soyplenna.com/>
155. Nuevo método. Nume. Accessed December 28, 2023. <https://nuevometodo.com.ar/about-nums>



156. Salud Femenina. Eden. Accessed December 28, 2023.  
[https://www.edenmed.com/category/salud-femenina?ac1cca21\\_page=2](https://www.edenmed.com/category/salud-femenina?ac1cca21_page=2)
157. Blanco MG. Inteligencia artificial. ¡La palabra del año! *Revista de Obstetricia y Ginecología*. 2023;83(1):1-5.
158. Lüthy IA. Inteligencia artificial y aprendizaje de máquina en diagnóstico y tratamiento del cáncer. *Medicina*. 2022;82(5). Accessed December 28, 2023.  
[http://www.scielo.org.ar/scielo.php?script=sci\\_arttext&pid=S0025-76802022000900798](http://www.scielo.org.ar/scielo.php?script=sci_arttext&pid=S0025-76802022000900798)
159. Tejera E, Pérez-Castillo Y, Chamorro A, Cabrera-Andrade A, Sanchez ME. A Multi-Objective Approach for Drug Repurposing in Preeclampsia. *Molecules*. 2021;26(4).  
doi:10.3390/molecules26040777
160. Plataforma informática en inteligencia artificial para la caracterización e identificación del grado de adherencia al tratamiento para la población con infección VIH. web intelligence center.  
<https://wic.uchile.cl/home/salud-digital/medicina-personalizada/>



# Annex

Table 1. Search strategy

PUBMED	<p>(Artificial Intelligence[Mesh] OR Artificial Intelligence*[tiab] OR AI[tiab] OR Virtual Intelligence*[tiab] OR Automated Technique*[tiab] OR Machine Learning[Mesh] OR Machine Learning[tiab] OR Transfer Learning[tiab] OR Deep Learning[tiab] OR Neural Networks, Computer[Mesh] OR Neural Network*[tiab] OR Deep Convolutional[tiab] OR CNN[tiab] OR Random Forest[Mesh] OR Random Forest*[tiab] OR Support Vector[tiab] OR Computer Vision[tiab]) AND (Family Planning Services[Mesh] OR Family Planning[tiab] OR Contraception[Mesh] OR Contracept*[tiab] OR Infertility[Mesh] OR Infertility[tiab] OR Sterility[tiab] OR Reproductive Health*[tiab] OR Acquired Immunodeficiency Syndrome[Mesh] OR AIDS[tiab] OR Immunodeficiency Syndrome[tiab] OR Immuno-Deficiency Syndrome[tiab] OR Pregnancy[Mesh] OR Pregnan*[tiab] OR Sexual Health[Mesh] OR Sexual Health*[tiab] OR Gender-Based Violence[Mesh] OR "Gender Violence"[tiab] OR Mental Health[Mesh] OR Mental Health*[tiab] OR Pre-Eclampsia[Mesh] OR Pre-Eclampsia[tiab] OR Preeclampsia[tiab] OR Depression, Postpartum[Mesh] OR Postpartum Depression[tiab] OR Postnatal Depression[tiab] OR Postnatal Dysphoria[tiab] OR Postpartum Dysphoria[tiab]) AND (Americas[Majr] OR Latin America[Mesh] OR Latin America*[tiab] OR Latinamerica*[tiab] OR Latinoamerica*[tiab] OR Hispanoamerica*[tiab] OR Iberoamerica*[tiab] OR Ibero American*[tiab] OR Panamerican*[tiab] OR Central America[Mesh] OR Central America*[tiab] OR Centroamerica*[tiab] OR Mesoamerica*[tiab] OR Meso America*[tiab] OR Middle America*[tiab] OR South America[Mesh] OR South America*[tiab] OR Southamerica*[tiab] OR Sudamerica*[tiab] OR "America del Sur"[tiab] OR Caribbean Region[Mesh] OR Caribbean[tiab] OR Caribe*[tiab] OR West Indies[Mesh] OR West Indi*[tiab] OR Antill*[tiab] OR Indians, South American[Mesh] OR Indians, Central American[Mesh] OR Amerindian*[tiab] OR Indians[tiab] OR American Indian*[tiab] OR Native America*[tiab] OR Patagoni*[tiab] OR Andes[tiab] OR Andean*[tiab] OR Amazon*[tiab] OR Anguilla[ad] OR Anguill*[tiab] OR Anguilla[pl] OR "Antigua and Barbuda"[ad] OR "Antigua and Barbuda"[tiab] OR "Antigua and Barbuda"[pl] OR Argentin*[ad] OR Argentin*[tiab] OR Argentina[pl] OR Bahama*[ad] OR Baham*[tiab] OR Bahama*[pl] OR Bermud*[ad] OR Bermud*[tiab] OR Bermud*[pl] OR Bolivia*[ad] OR Bolivia*[tiab] OR Bolivia[pl] OR Brazil*[ad] OR Brasil*[ad] OR Brazil*[tiab] OR Brasil*[tiab] OR Brazil[pl] OR Colombia*[ad] OR Colombia*[tiab] OR Colombia[pl] OR Chile*[ad] OR Chile*[tiab] OR Chile[pl] OR Ecuador*[ad] OR Ecuator*[ad] OR Ecuador*[tiab] OR Ecuador[pl] OR Guiana*[ad] OR Guiana*[tiab] OR French Guiana[pl] OR Guyan*[ad] OR Guyan*[tiab] OR Guyana[pl] OR Paraguay*[ad] OR Paraguay*[tiab] OR Paraguay[pl] OR Peru*[ad] OR Peru*[tiab] OR Peru[pl] OR Surinam*[ad] OR Surinam*[tiab] OR Surinam*[pl] OR Uruguay*[ad] OR Uruguay*[tiab] OR Uruguay[pl] OR Venez*[ad] OR Venez*[tiab] OR Venezuela[pl])</p>
--------	--



	OR Belize*[ad] OR Belize*[tiab] OR Belize[pl] OR Costa Ric*[ad] OR Costarric*[ad] OR Costaric*[ad] OR Costa Ric*[tiab] OR Costarric*[tiab] OR Costaric*[tiab] OR Costa Rica[pl] OR Salvador*[ad] OR Salvador*[tiab] OR El Salvador[pl] OR Guatemala*[ad] OR Guatemala*[tiab] OR Guatemala[pl] OR Hondur*[ad] OR Hondur*[tiab] OR Honduras[pl] OR Nicaragua*[ad] OR Nicaragua*[tiab] OR Nicaragua[pl] OR Panam*[ad] OR Panam*[tiab] OR Panama[pl] OR Mexico[Mesh] OR Mexic*[ad] OR Mexic*[tiab] OR Mejjc*[tiab] OR Mexico[pl] OR Cuba*[ad] OR Cuba*[tiab] OR Cuba[pl] OR Dominic*[ad] OR Dominic*[tiab] OR Dominican Republic[pl] OR Haiti*[ad] OR Haiti*[tiab] OR Haiti[pl] OR Jamaic*[ad] OR Jamaic*[tiab] OR Jamaica[pl] OR Puerto Rico[Mesh] OR Puerto Ric*[tiab] OR Puertoric*[tiab] OR Puertoric*[tiab])
LILACS	(MH Artificial Intelligence OR ((Artificial OR Virtual) AND (Intelligence\$ OR Inteligencia)) OR AI OR IA OR ((Machine OR Automático OR Maquina OR Deep) AND (Learning OR Aprendizaje\$ OR Transfer OR Profundo OR Convolutional OR Convolutacional)) OR MH Neural Networks, Computer OR ((Red OR Network OR Rede) AND (Neural OR Neuronal)) OR CNN OR MH Random Forest OR ((Random OR Aleatori\$) AND (Forest OR Bosque OR Floresta)) OR ((Vector OR Vektor) AND (Support OR Soporte OR Apoyo)) OR ((Comput\$) AND (Vision OR Visao))) AND (MH Family Planning Services OR ((Family OR Familiar) AND (Planning OR planificación OR Planejamento)) OR MH Contraception OR Contracept\$ OR Anticoncep\$ OR MH Infertility OR Infertili\$ OR Esterili\$ OR ((Reproductiv\$) AND (Salud OR Saude OR Health\$)) OR MH Acquired Immunodeficiency Syndrome OR SIDA OR ((Immunodeficien\$ OR Inmunodeficien\$ OR Imunodeficien\$) AND (Syndrome OR Síndrome)) OR MH Pregnancy OR Pregnanc\$ OR Embaraz\$ OR Gravid\$ OR MH Sexual Health OR ((Sexual OR Mental) AND (Health OR Salud OR Saude)) OR MH Mental Health OR MH Gender-Based Violence OR ((Violenc\$) AND (Gender OR Género)) OR MH Pre-Eclampsia OR Eclampsia OR Preeclampsia OR MH Depression, Postpartum OR ((Depres\$ OR Dysphoria OR Disforia) AND (Postpart\$ OR Postnatal))) [Words] and 2018 OR 2019 OR 2020 OR 2021 OR 2022 OR 2023 [Country, year publication]
SCIELO	(((Artificial OR Virtual) AND (Intelligence\$ OR Inteligencia)) OR AI OR IA OR ((Machine OR Automático OR Maquina OR Deep) AND (Learning OR Aprendizaje\$ OR Transfer OR Profundo OR Convolutional OR Convolutacional)) OR ((Red OR Network OR Rede) AND (Neural OR Neuronal)) OR CNN OR ((Random OR Aleatori\$) AND (Forest OR Bosque OR Floresta)) OR ((Vector OR Vektor) AND (Support OR Soporte OR Apoyo)) OR ((Comput\$) AND (Vision OR Visao))) <b>AND</b> (((Family OR Familiar) AND (Planning OR Planificación OR Planejamento)) OR Contracept\$ OR Anticoncep\$ OR Infertili\$ OR Esterili\$ OR ((Reproductiv\$) AND (Salud OR Saude OR Health\$)) OR SIDA OR ((Immunodeficien\$ OR Inmunodeficien\$ OR Imunodeficien\$) AND (Syndrome OR Síndrome)) OR Pregnanc\$ OR Embaraz\$ OR Gravid\$ OR ((Sexual OR Mental) AND (Health OR Salud OR Saude)) OR ((Violenc\$) AND (Gender OR Género)) OR MH Pre-Eclampsia OR Eclampsia OR Preeclampsia OR ((Depres\$ OR Dysphoria OR Disforia) AND (Postpart\$ OR Postnatal))) AND (year_cluster:(2018 OR 2019 OR 2020 OR 2021 OR 2022 OR 2023))  ( <b>MH Artificial Intelligence</b> OR ((Artificial OR Virtual) AND (Intelligence\$ OR Inteligencia)) OR AI OR IA OR ((Machine OR Automático OR Maquina OR Deep) AND (Learning OR Aprendizaje\$ OR Transfer OR Profundo OR Convolutional OR



	<p>Convolutacional)) OR <b>MH Neural Networks, Computer</b> OR ((Red OR Network OR Rede) AND (Neural OR Neuronal)) OR CNN OR <b>MH Random Forest</b> OR ((Random OR Aleatori\$) AND (Forest OR Bosque OR Floresta)) OR ((Vector OR Vetor) AND (Support OR Soporte OR Apoio)) OR ((Comput\$) AND (Vision OR Visao)) <b>AND (MH Family Planning Services</b> OR ((Family OR Familiar) AND (Planning OR planificación OR Planejamento)) OR <b>MH Contraception</b> OR Contracept\$ OR Anticoncep\$ OR <b>MH Infertility</b> OR Infertili\$ OR Esterili\$ OR ((Reproductiv\$) AND (Salud OR Saude OR Health\$)) OR <b>MH Acquired Immunodeficiency Syndrome</b> OR SIDA OR ((Immunodeficien\$ OR Inmunodeficien\$ OR Imunodeficien\$) AND (Syndrome OR Síndrome)) OR <b>MH Pregnancy</b> OR Pregnan\$ OR Embaraz\$ OR Gravid\$ OR <b>MH Sexual Health</b> OR ((Sexual OR Mental) AND (Health OR Salud OR Saude)) OR <b>MH Mental Health</b> OR <b>MH Gender-Based Violence</b> OR ((Violenc\$) AND (Gender OR Género)) OR MH Pre-Eclampsia OR Eclampsia OR Preeclampsia OR <b>MH Depression, Postpartum</b> OR ((Depres\$ OR Dysphoria OR Disforia) AND (Postpart\$ OR Postnatal))</p>
COCHRANE	<p>MH Artificial Intelligence OR (Artificial NEAR/1 Intelligence*):ti,ab,kw OR AI:ti,ab,kw OR (Virtual NEAR/1 Intelligence*):ti,ab,kw OR (Automated NEAR/1 Technique*):ti,ab,kw OR MH Machine Learning OR (Machine NEAR/1 Learning):ti,ab,kw OR (Transfer NEAR/1 Learning):ti,ab,kw OR (Deep NEAR/1 Learning):ti,ab,kw OR MH Neural Networks, Computer OR (Neural NEAR/1 Network*):ti,ab,kw OR (Deep NEAR/1 Convolutacional):ti,ab,kw OR CNN:ti,ab,kw OR MH Random Forest OR (Random NEAR/1 Forest*):ti,ab,kw OR (Support NEAR/1 Vector):ti,ab,kw OR (Computer NEAR/1 Vision):ti,ab,kw AND MH Family Planning Services OR (Family NEAR/1 Planning):ti,ab,kw OR MH Contraception OR Contracept*:ti,ab,kw OR MH Infertility OR Infertility:ti,ab,kw OR Sterility:ti,ab,kw OR (Reproductive NEAR/1 Health*):ti,ab,kw OR MH Acquired Immunodeficiency Syndrome OR AIDS:ti,ab,kw OR (Immunodeficiency NEAR/1 Syndrome):ti,ab,kw OR MH Pregnancy OR Pregnan*:ti,ab,kw OR MH Sexual Health OR (Sexual NEAR/1 Health*):ti,ab,kw OR MH Gender-Based Violence OR (Gender NEAR/1 Violence):ti,ab,kw OR MH Mental Health OR (Mental NEAR/1 Health):ti,ab,kw OR MH Pre-Eclampsia OR Pre-Eclampsia:ti,ab,kw OR Preeclampsia:ti,ab,kw OR MH Depression, Postpartum OR (Postpartum NEAR/1 Depression):ti,ab,kw OR (Postnatal NEAR/1 Depression):ti,ab,kw OR (Postnatal NEAR/1 Dysphoria):ti,ab,kw OR (Postpartum NEAR/1 Dysphoria):ti,ab,kw AND MJ Americas OR MH Latin America OR (Latin NEAR/1 America*) OR Latinamerica* OR Latinoamerica* OR Latin* OR Hispanic Americans OR Iberoamerica* OR (Ibero NEAR/1 Americ*) OR Panamerican* OR (Central NEAR/1 America*) OR Centroamerica* OR Mesoamerica* OR (Meso NEAR/1 America*) OR (Middle NEAR/1 America*) OR (South NEAR/1 America*) OR Southamerica* OR Sudamerica* OR (America NEAR/1 Sur) OR Caribbean OR Caribe* OR (West NEAR/1 Indi*) OR Antill* OR Amerindian* OR Indians OR (American NEAR/1 Indian*) OR (Native NEAR/1 America*) OR Patagoni* OR Andes OR Andean* OR Amazon* OR MH Argentina OR Argentin* OR MH Bolivia OR Bolivia* OR MH BRazil OR Brazil* OR Brasil* MH Colombia OR Colombia* OR MH Chile OR Chile* OR MH Ecuador OR Ecuador* OR MH Guiana OR Guiana* OR Guyan* OR MH Paraguay OR Paraguay* OR MH Peru OR Peru* OR MH Suriname OR Surinam* OR MH Uruguay OR Uruguay* OR MH Venezuela OR Venez* OR MH Belize OR Belize* OR MH Costa Rica OR (Costa NEAR/1 Ric*) OR Costarric* OR Costaric* OR (Costa NEAR/1 Ric*) OR Costarric* OR MH</p>





	<p>Salvador OR Salvador* OR MH Guatemala OR Guatemal* OR MH Honduras OR Hondur* OR MH Nicaragua OR Nicaragu* OR MH Panama OR Panam* OR MH Mexico OR Mexic* OR MH Cuba OR Cuba* OR MH Dominican Republic OR Dominic* OR MH Haiti OR Haiti* OR MH Jamaica OR Jamaic* OR MH Puerto Rico OR (Puerto NEAR/1 Ric*) OR Puertoric* OR Puertoric*</p> <p>with Publication Year from 2018 to 2023, with Cochrane Library publication date Between Jan 2018 and Aug 2023, in Trials</p>
GOOGLE	<p>"Planificación familiar"+ ("Multilayer Perceptron" OR "Convolutional Neural Network" OR "Large Language Models" OR "Transformers" OR "Transfer Learning" OR "Boosted Trees" OR "Random Forests" OR "XGBoost" OR "Support Vector Machines" OR "Bidirectional Encoder Representations from Transformers" OR "Biomedical BERT" OR "Natural Language Processing" OR "Computer Vision" OR "Word Embeddings" OR "Inteligencia Artificial" OR "Inteligencia Artificial en Atención Médica" OR "Salud Digital" OR "e-Salud" OR "Red Neuronal" OR "Aprendizaje Automático" OR "Aprendizaje Profundo" OR "Algoritmo de Conjunto" OR "Aprendizaje por Reforzamiento" OR "Unidad de Recurrencia Enrejada" OR "Autoencoder" OR "Perceptrón Multicapa" OR "Red Neuronal Convolutiva" OR "Modelos de Lenguaje Grandes" OR "Transformadores" OR "Transferencia de Aprendizaje" OR "Árboles Reforzados" OR "Bosques Aleatorios" OR "XGBoost" OR "Máquinas de Vectores de Soporte" OR "Codificadores de Transformador Bidireccionales" OR "BERT Biomédico" OR "Procesamiento del Lenguaje Natural" OR "Visión por Computadora" OR "Incrustaciones de Palabras")</p> <p>Infertilidad  Salud reproductiva  Anticoncepción  Educación Sexual Integral  Violencia de género  Salud sexual  Aborto  Infecciones de transmisión sexual  VIH  Salud materna  Parto  Cuidado posnatal  Cáncer del sistema reproductivo  Cáncer de mama  Cáncer uterino  Cáncer de útero  Cáncer de cervix  Cáncer ginecológico  Cuidado prenatal  Embarazo</p>





# CLIAS

CENTRO DE INTELIGENCIA  
ARTIFICIAL Y SALUD  
PARA AMÉRICA LATINA  
Y EL CARIBE



IMPLEMENTACIÓN  
E INNOVACIÓN EN  
POLÍTICAS DE SALUD



**IECS**  
INSTITUTO DE EFECTIVIDAD  
CLÍNICA Y SANITARIA



**IDRC · CRDI**

International Development Research Centre  
Centre de recherches pour le développement international

Canada